



Dual Viewing Stereo Optical Microscope A27.6701 With Led Ring Light Source

Our Product Introduction

Basic Information

- Place of Origin: China
- Brand Name: CNOEC
- Certification: CE, Rohs
- Model Number: A27.6701
- Minimum Order Quantity: 1
- Price: FOB \$100~1000, Depend on Order Quantity
- Packaging Details: Carton Packing
- Delivery Time: 5-30
- Payment Terms: L/C, T/T, Western Union
- Supply Ability: 10000



Product Specification

- Product Name: Step Zoom Dual-Viewing Stereo Microscope
- Magnification: 64X-400X
- Applications: Industry/Education
- Light Source: LED Ring Light Source
- Optical System: Parallel Optical System
- Working Stage: 340x540mm
- Highlight: **stereo zoom microscopes,
stereo dissecting microscope**

for more products please visit us on cnoec.com

Product Description




Step Zoom Dual-Viewing Stereo Microscope A27.6701 With LED Ring Light Source

- Parallel Optical System
- Dual Viewing, Binocular Head Inclined 45°x 2
- Interpupillary Distance 54-76mm, WF10x/23mm
- Step Zoom 6.4x,10x,16x,25x,40x, Zoom Ratio 1:5.2
- Standard Lens 1.0x, Working Stage 340x540mm
- LED Indicator, LED Ring Light Source



A27.6701 Step Zoom Dual-Viewing Stereo Microscope	
Viewing Head	Binocular Head Inclined 45°x 2, Interpupillary Distance 54-76mm
Eyepieces	WF10x/23mm
Zoom Body	Step Zoom 6.4x, 10x, 16x, 25x, 40x, Zoom Ratio 1:5.2,
Objective	Standard Lens 1.0x
Working Stage	Pole Stand, With Extra Large Working Stage Size 340x540mm
Focus	V-type guide rail and steel ball focusing mechanism to ensure flexible, reliable and comfortable focusing,
LED Cursor Indicator	In order to facilitate the communication between teacher and student, the microscope installed LED cursor indicator, which can be seen in the view field as an arrow shape pointer. Teacher can easily adjust the brightness of indicator, and move it to indicate any position to student .
Light Source	LED ring light source, brightness adjustable, to ensure the normal use in any place
Optical System	Equipped with Parallel Optical System , this microscope can supply excellent and sharp optical image. Perfect ergonomic design make your observation comfortable and easy. It is your best work assistant



 0086 13911110627  sale@optoedu.com  cnoec.com

F-1501 Wanda Plaza, No. 18 Shijingshan Road, Beijing 100043, China