



## 1000X Student Biological Microscope

Our Product Introduction

### Basic Information

- Place of Origin: China
- Brand Name: CNOEC, OPTO-EDU
- Certification: CE, Rohs
- Model Number: A11.1531
- Minimum Order Quantity: 1 pc
- Price: Negotiation
- Packaging Details: Carton Packing, For Export Transportation
- Delivery Time: 5~20 Days
- Payment Terms: T/T, West Union, Paypal
- Supply Ability: 5000 pcs/ Month



### Product Specification

- Optical System: Finity Optical System
- Certification: CE|Rohs
- Focusing System: Coaxial Coarse And Fine Adjustment
- Illumination: LED
- Magnification: 1000X
- Product Name: Biological Microscope
- Highlight: **binocular biological microscope, biological compound microscope**



### More Images



for more products please visit us on [cnoec.com](http://cnoec.com)

## PRODUCT DETAILS



### 01 HEAD

Monocular, binocular, trinocular and teaching head available for choose. All heads inclined at 30°, rotatable 360°. For binocular and trinocular, left eyepiece tube diopter adjustable +/-5°.

### 02 NOSEPIECE

Quadruple nosepiece with precise click stop. Equipped with 35mm achromatic CF objective 4X, 10X, 40Xs, 100Xs (oil).




### 03 WORKING STAGE

Integrated double layer mechanical stage, size 110x125mm, moving range 35x50mm.

### 04 FOCUSING

Coaxial coarse & fine focusing adjustment, with tension adjustment. Fine division 0.002mm, coarse stroke 36mm.



### 05 LIGHT SOURCE

High brightness 3W LED, brightness adjustable, with internal rechargeable batteries and external 100-240V battery charger/mains adapter.

### 06 ABBE CONDENSER

Abbe Condenser N.A.1.25, With Iris Diaphragm, With Filter Holder, Spiral Up/Down.



#### WF10X/18mm Finity Optical System Biological Microscope A11.1531 With Double Layer Mechanical Stage

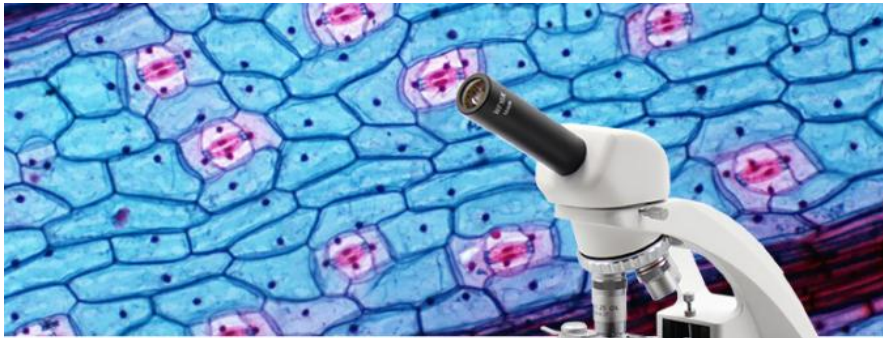
##### Introduction

A11.1531 is the best value entry level biological microscope, especially appreciated when budget is limited. All models are equipped with an integrated X-Y mechanical stage are supplied with an Abbe N.A. 1.25 condenser. Optional WF16X, WF20X eyepiece enable utmost 2000X optical magnification. The built-in rechargeable batteries enable cordless operation.




##### Specification

<b>A11.1531 Biological Microscope</b>				
Model	A11.1531-V	A11.1531-M	A11.1531-B	A11.1531-T
Optical System	Finity Optical System			
Head	Teaching Head	Monocular Head	Binocular Head	Trinocular Head
	Inclined at 30°, 360° Rotatable, Interpupillary Distance 54~75 mm, Diopter Adjustable ± 5 On Left Tube			
Eyepiece	Wide Field Eyepiece WF10X/18mm			
Objective	Achromatic Objectives 4X 10X 40Xs 100Xs(oil)			
Nosepiece	Quadruple Nosepiece			
Condenser	Abbe Condenser N.A. 1.25 With Iris Diaphragm And Filter Holder			
Focusing	Coaxial Coarse and Fine Adjustments, Fine Division 0.002mm, Coarse Stroke 36mm Supplied With An Adjustable Rack Stop To Prevent Damage To Sample And Objectives, The Coarse System Adjustment Are Equipped With Friction Control			
Stage	Double Layer Mechanical Stage 110X125mm, Moving Range 30X75mm			
Illumination	3W LED, Brightness Adjustable, Powered By Outlet 110-240V Adapter (Included), or 3 AA Batteries (or Rechargeable Batteries)			
Adapter	Eyeiece Tube Adapter	N/A	N/A	Eyeiece Tube Adapter

<b>A11.1531 Biological Microscope Optional Accessories</b>		
Eyepiece	Wide Field Eyepiece WF16X/13mm	A51.1503-16
	Wide Field Eyepiece WF20X/11mm	A51.1503-20
Objective	Plan Achromatic CF Objectives 4X 10X 40Xs 100Xs (oil)	A52.1510
CCD Adapter	1.0X	A55.1530-10
	0.5X	A55.1530-05



## BIOLOGICAL MICROSCOPE for students

-  Magnification 40X~2000X Available
-  High Brightness LED Light Source
-  Cordless Power Supply Design



## PRODUCT DISPLAY

A11.1531-M Monocular Head Biological Microscope    A11.1531-B Binocular Viewing Head Biological Microscope

A11.1531-T Trinocular Head Biological Microscope    A11.1531-V Teaching Head Biological Microscope





▲ A11.1531-M Monocular Head Biological Microscope



▲ A11.1531-B Binocular Viewing Head Biological Microscope



 A11.1531-T Trinocular Head Biological Microscope



 A11.1531-V Teaching Head Biological Microscope

### Optional Accessories:

#### Application


Biological microscope is widely used to observe biological slices, biological cells, bacteria and living tissue culture, fluid precipitation observation and research, while observing other transparent or translucent objects and powder, fine particles and other objects.



**Opto-Edu (Beijing) Co., Ltd.**

 0086 13911110627

 [sale@optoedu.com](mailto:sale@optoedu.com)

 [cnoec.com](http://cnoec.com)

F-1501 Wanda Plaza, No. 18 Shijingshan Road, Beijing 100043, China