



## A59.4905 Dual 5G WiFi / USB Lab Video Eyepiece Optical Trinocular Microscope Digital Camera

Our Product Introduction

for more products please visit us on cnoec.com

### Basic Information

- Place of Origin: China
- Brand Name: CNOEC, OPTO-EDU
- Certification: CE, Rohs
- Model Number: A59.4905
- Minimum Order Quantity: 1 pc
- Price: FOB \$1~1000, Depend on Order Quantity
- Packaging Details: Carton Packing, For Export Transportation
- Delivery Time: 5~20 Days
- Payment Terms: T/T, West Union, Paypal
- Supply Ability: 5000 pcs/ Month



### Product Specification

- Resolution: 5.0M
- Output: USB,WIFI
- Power Supply: USB/Battery
- WIFI: 2.4G+5.0G
- Usage: Microscope C-mount & Eyepiece Tube
- Size: 25.4\*16.2\*9.2cm
- Certificate: CE, Rohs
- Warranty: 3 Years
- Packing: 12 Pcs/carton, 54\*37.5\*31/9.2kg
- Highlight: microscope accessory, parts of the microscope , compound microscope parts



### More Images

OPTO-EDU



CNOEC



### Product Description

#### OPTO-EDU A59.4905 Dual WiFi/USB microscope digital camera

1. Built-in WIFI module support connection to all platform : Android, IOS, Windows.
2. Freely view micro image on your mobile phone, iPhone, iPad, tablet, PC by WIFI.
3. 5.0M high resolution high sensitive CMOS sensor to restore all true color.
4. 4500mAh lithium battery support working time for 8 hours, with battery security design
5. Fit all microscopes with standard C-Mount, and adapter for microscope eyetube 23.2mm/30mm/30.5mm
6. High quality USB 2.0 cable 1.8m support plug & play for high speed data transfer
7. 2.5K x 2K high speed, high pixel preview, capture image and video easily

Our Product

**OPTO-EDU**

## Dual 5G WIFI & USB Microscope Digital Camera

A59.4905



- 5.0M High Sensitive CMOS Sensor
- 5G + 2.4G WIFI Mode Connect Mobile Phone, Tablet, iPad, PC Freely
- USB 2.0 For Data High Speed Transfer
- C-Mount & Eyepiece Tube Connect All Kinds Microscopes
- Professional Analysis Software Support 2 Split /4 Split Windows.

A59.4905 Dual 5.0GWIFI & USB Microscope Digital Camera	
<b>Hardware configuration</b>	
Image Sensor	APTINA MT9P001 CMOS(colorful)
Expose Mode	Rolling Shutter
Maximum Resolution	2592 x 1944 (5,038,848 pixels)
Sensor Optical Format	1/2.5"
Pixel Size	2.2µm x 2.2µm
Dynamic Range	70.1dB
SNRmax	38.1dB
Spectral Characteristics	380-650nm
Exposure Capability	3.9ms - 320ms, Automatic And Manual
White Balance	Automatic And Manual
Maximum Transmission Frame Rate(USB mode)	10FPS@2592x1944 15FPS@1920x1080,1600x1200 40FPS@1280x960, 1280x720, 1024x768, 800x600, 640x480
Maximum Transmission Frame Rate(WiFi mode)	10FPS@2592x1944 15FPS@1920x1080,1600x1200 40FPS@1280x960, 1280x720, 1024x768, 800x600, 640x480
Record format	Snapshot Picture Format:JPG,BMP,PNG,TIFF,PDF Resolution:2592x1944, 1920x1080, 1600x1200, 1280x960, 1280x720, 1024x768, 800x600, 640x480 Record Video Format:MJPEG format AVI file Resolution:1920x1080, 1600x1200, 1280x960, 1280x720, 1024x768, 800x600, 640x480
Micro USB interface	Wired picture USB2.0 DC 5.0V 500mA Charging power DC 5.0V 2A
Camera Interface	C Port
Build in battery	3.7V,5000mAh,26650 rechargeable lithium coin cells
Continuous working period	About 8 hours
Charging time	About 4 hours
<b>Wireless Parameter</b>	
Standard	2.4G: IEEE 802.11n 5G: IEEE 802.11n/ac
Operating Frequency Range	2.4G: 2.400-2.4835GHz 5G: 5.180-5.825GHz
Suggestion on number of receiver on different resolution	10@640x480 8@800x600 6@1024x768 5@1280x720 5@1280x960 4@1920x1080 3@2592x1944
<b>Software Environment</b>	
Windows system demand	Microsoft® Windows® XP / 7 / 8 / 8.1/10(32 & 64 bit) CPU: Dual-core 3.0 GHz or more CPU Memory: 4G or more At least 10 GB available hard disk space Wireless network card(support IEEE 802.11n/ac)
iOS System Demand	iPhone X/ 8/ 8 Plus/7/ 7 Plus/6s/6s Plus/ 6/6 Plus iPad Pro (12.9-inch 2nd generation)/(12.9-inch 1stgeneration)/(10.5-inch)/(9.7-inch) iPad Air 2/iPad mini 4 iOS11.0 or higher
Android system demand	Android5.0 or higher CPU: dual-core 1.7GHz or higher RAM memory:1G or more Storage ROM:suggest 8G or larger
<b>Product Display</b>	

# PRODUCT DISPLAY

A59.4905







A59.4905-M



A59.4905-M05



Product Details:



Advantage and Cases



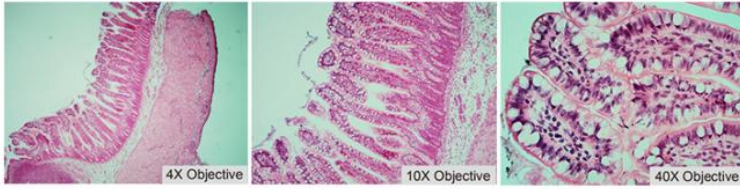


8. Professional analysis software support OEM different language version.
9. Dynamic and still annotations, powerful measure functions for choice in (PC)
10. 2 split and 4 split screen to compare and analysis different images at same time in (PC)
11. Fix-time continuous capture photo function to track the whole changing process of observe things (PC)
12. Rotate picture with any angle when preview, no need to move the objective (PC)
13. Creative image manager to store, search, view user's image freely.
14. All hardware support hot plug/unplug without stopping software work (PC).

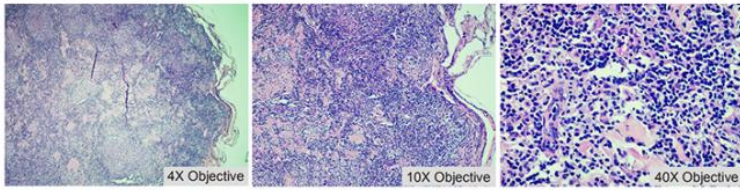


**Application Show**

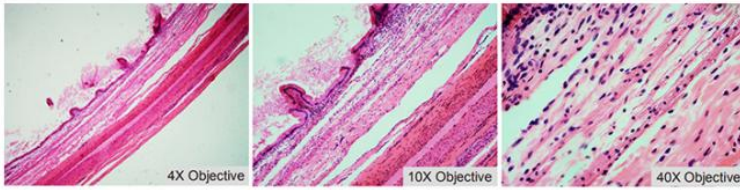
**Dog ileum sections under different objectives**



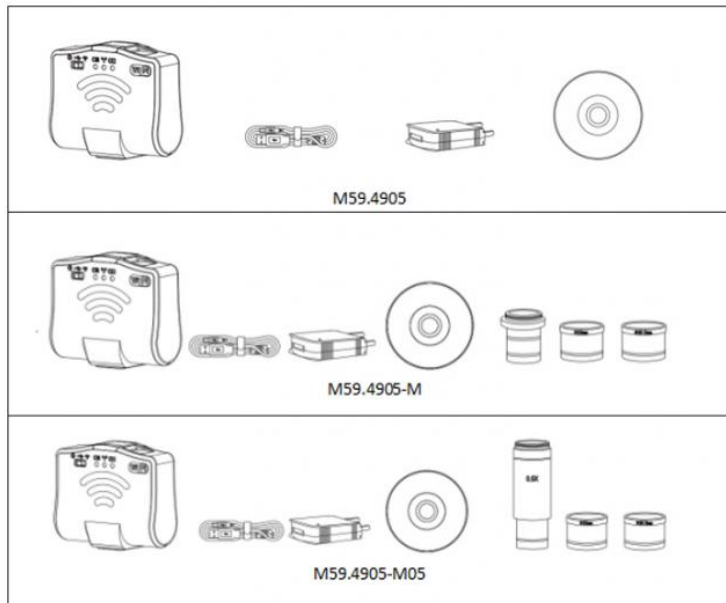
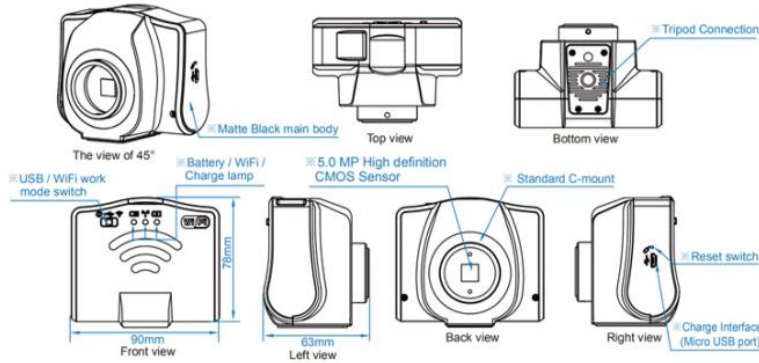
**Pathological sections under different objectives**



**Pig gall Bladder section under different objective**



**Drawing Display**



**☆ Software Features**

Professional "Interactive system with same display on multi- screens" software and APP for Windows, iOS and Android. On your PC, iPhone, iPad, smart phones and tablets, you will easily get real-time display / snapshot / record.

Windows system

iOS system

Android system





Micro Scope



Ucam Plus



Ucam Plus



### ☆ WiFi Software

WiFi can connect many phones and pads at the same time, and people can share the image. It does not need to connect external network and does not waste any mobile data traffic; To switch different resolution in a moment. WiFi maximum supports 2592x1944 video output. Photo properties and parameter adjustment function are totally opened. It meets different specific imaging requirement.



It has both automatic and manual exposure, so it can acquire excellent image no matter in backlight or dark field. Five degrees decompression zoom magnification. Single focal lens achieve zoom effect. Display screen has a key to photo/video, and the camera does not move. It thoroughly solve ghosting of image that was caused by shaking.



### ☆ PC Software

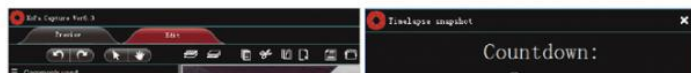
With maximum 2.5Kx2 K resolution and 10 fps frame rate, the device displays the zoomed screen easily; Rotate preview image with any angle for getting better observation easily; Support dynamic & static annotate, essay reviews is no longer difficult.



Support two screens and four screens display for comparative analysis; Embed 13 image special effect tools; Support many languages for software operation.



Smart time-lapse to full tracking on process of changing; One key to export measure results to Word/Excel/Outlook; Support "Hot Plug", humanity design, fully consider for users.

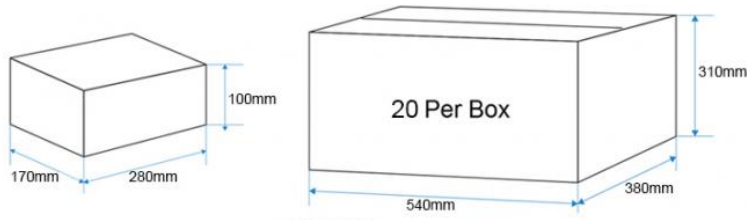






More Choices

**Packing & Delivery**



**About Us**

OPTO-EDU is one of the top professional supplier for microscope from China, we focus in microscope & educational field for more than 20 years. As the top recommended seller for microscope on alibaba, we have full types microscopes, including biological microscope, stereo microscope Metallurgical microscope, inverted microscope, fluorescent microscope, polarized microscope, phase contrast microscope, dark field microscope, multi-viewing microscope, DIC microscope, AFM/STM/SPM microscope, zoom microscope, gem microscope, digital microscope, LCD microscope, comparison microscope Forensic microscope, and all kinds of microscope accessories.

Our customer comes from more than 104 countries, such as United States, Britain, Russia, Canada, Germany, Denmark, Poland, Sweden, UAE, Qatar, Saudi Arabia, Egypt, Mexico, Argentina, Chile, Brazil, Korea, Thailand, India , Indonesia, Philippines and so on. We have been working tirelessly to supply China's nice quality production to the world market!



**Opto-Edu (Beijing) Co., Ltd.**

☎ 0086 13911110627

✉ sale@optoedu.com

🌐 cnoec.com

F-1501 Wanda Plaza, No. 18 Shijingshan Road, Beijing 100043, China