



## 12.5 Inch Digital Optical Microscope OPTO- EDU A36.4932 HD Scanning Electron Microscope

Our Product Introduction

for more products please visit us on cnoec.com

### Basic Information

- Place of Origin: China
- Brand Name: CNOEC, OPTO-EDU
- Certification: CE, Rohs
- Model Number: A36.4932
- Minimum Order Quantity: 1 pc
- Price: FOB \$1~1000, Depend on Order Quantity
- Packaging Details: Carton Packing, For Export Transportation
- Delivery Time: 5~20 Days
- Payment Terms: T/T, West Union, Paypal
- Supply Ability: 5000 pcs/ Month



### Product Specification

- Product Name: 12.5 Inch Digital LCD HD Scanning Electron Microscope
- Resolution: 3.5M, 1080p
- Output: USB, HD, TF Card
- Stand: Attached Mechanical Stage
- Light Source: Dual Coaxial LED
- Power Supply: CE, Rohs
- Certificate: CE, Rohs
- Magnification: 4.8x~220x
- LCD Screen: 12.5"
- Service: Feedback Within 12 Hours After Sale Service Assured
- Highlight: **digital usb microscope, portable digital microscope**



### More Images



### Product Description

**OPTO- EDU A36.4932 12.5 Inch Digital LCD HD Scanning Electron Microscope With Best Price**

#### Product Parameter

A36.4932 HD Digital Microscope	
Hardware Configuration	
Image Sensor	Aptina AR0330 CMOS Sensor

Our Product

Expose Mode	Rolling Shutter
Maximum Resolution	3.5M 2304*1536 (3,538,944 Pixels)
Sensor Optical Format	1/3" (5.07mm(H)*3.38mm(V), Diagonal 6.09mm)
Pixel Size	2.2µm*2.2µm
Dynamic Range	69.5dB
SNR(Signal Noise Ratio)	39dB
Spectral Characteristics	380-650nm
Exposure Capability	Real-time auto, Single auto, Manual Adjustment
White Balance	Real-time Auto, Single Auto, Manual Adjust R G B separately
Display (preview ) Resolution	HD:1920*1080i60, 1920*1080P30, 1280*720P60, 640*480P60(Auto fit by the monitor )
Record Format	<b>Snapshot</b> Picture Format: JPG Resolution: HD: 2304*1536, 2304*1296, 1920*1080, 1280*720, 800*480 <b>Record</b> Video Format: MOV Resolution: HD: 1280*720@30FPS, 800*480@30FPS
Record Route	HD: TF card (Maximum support 64G)
Power Supply	Power adapter: Input:AC 100~240V/50~60Hz;Output DC 12V/5A/60W Monitor: USB-A-Output:DC5V/2A*3

Lens Specifications	
Working Distance	33mm~320mm
Depth Of Field	0.8mm~7mm
Magnification	4.8x~220x, with 12.5" LCD, including digital magnification
Horizontal x vertical	5mmx2.8mm( on the highest magnification)~57mmx32mm( on the lowest magnification 55x)

Monitor Parameters	
Size	12.5"
Type	a-Si TFT-LCD/IPS
Resolution	1920x1080
Color Display	16.7M
Brightness	300 Nit
Contrast	800:1
Visible Angle	170° horizontal&vertical

**OPTO-EDU**  
**LCD HD & USB**  
**Digital Microscope**

**A36.4932**

-  Manual Focusing Knob Extend To Long Working Distance
-  3.5M HD Camera 1080i 60 FPS Preview
-  Dual Coaxial LED Diffuse & External Light
-  Magnification 4.8x~220x With 12.5" HD 1080p LCD
-  Ergonomics Design Universal Shaft With 3°360 Degree Free Positioning



**Product Display**

**PRODUCT DISPLAY**

**A36.4932**

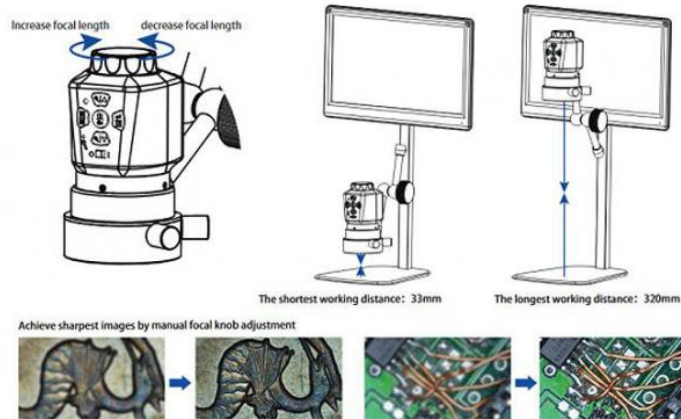






A36.4932 HD microscope is compact in size, is comprised of a video microscope, HD camera, LED lighting and monitor. Offering truly imaging plus the flexibility and convenience of digital image capture. Combining the ergonomic benefits of this unique integration, it eliminates the vision limitations of traditional microscope, allowing operators freedom of head movement, providing superb ergonomics and hand-eye co-ordination.

1. It has unique manual focus knob on top of camera helps you to produce the sharpest image within the working distance (33mm~320mm) when the observation object size changed from small to large. Avoid tedious adjustment work and directly change the working distance through eye-height adjustment ring and expand the original magnification ratio of the microscope.

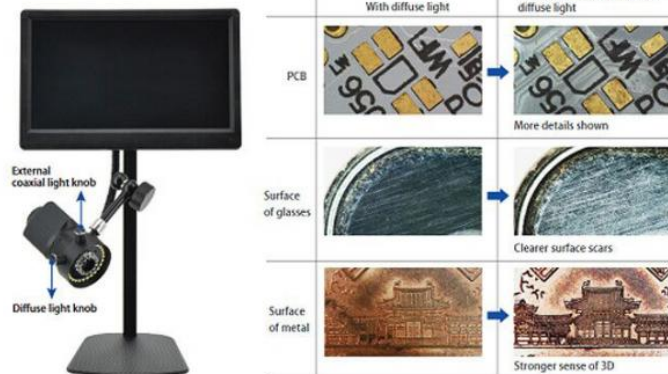
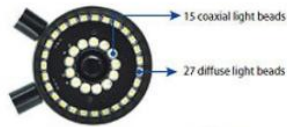


2. 4.8x~5.5x overall magnification (Based on actual measurement on 12.5" monitor ).It is ideal complete solution for low magnification inspection, operation, repairing and reporting .

3. With a factory integrated 3.5MP 1080i 60fps digital camera and 8.0MP HD lens.

4. Fatigue-free optical observation under excellent diffuse light & external coaxial light.

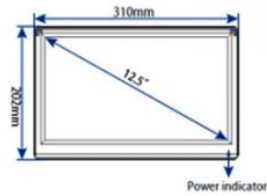
- Reduce glare under diffuse light.
- More conducive to the observation of the smooth surface, the highly reflective surface and the hard-to-reach area under external coaxial light.
- The two ring lights are independently controlled, and the brightness can be freely combined and adjusted according to the actual observation situation.
- It is powered by the monitor safe and reliable, and reduces the floor line, save space of working table.



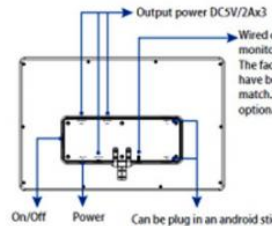
5. Outstanding ergonomics design with 360° universal shaft bracket, to hover randomly. It is flexible and easy to use, convenient for operator to view from different angles. Free up the operator's head and body , the work efficiency can be improved and fatigue can be reduced effectively .

6. Integrated solution -one device can achieve multiple function of low magnification tasks; Equipped with all-in-one 12.5 monitor, when needed, operator can fine-tune screen angle to look up ( max 90 °) or look down (max 24°)

7. Simple ,easy to use image and video capture software is included as standard to allow you to use it instantly .

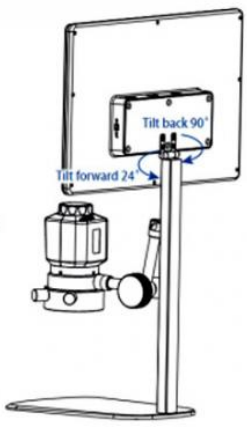


Power indicator

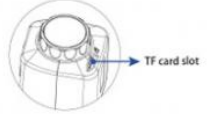


Output power DC5V/2Ax3  
Wired controller interface: Used for monitor parameter adjustments. The factory default parameters have been adjusted to the best match. Wired controller is an optional accessories.

On/Off Power Can be plug in an android stick or mini PC stick (purchased by user locally). Change it from the monitor to an android or Windows System device instantly (measurement function is implemented in Windows system).



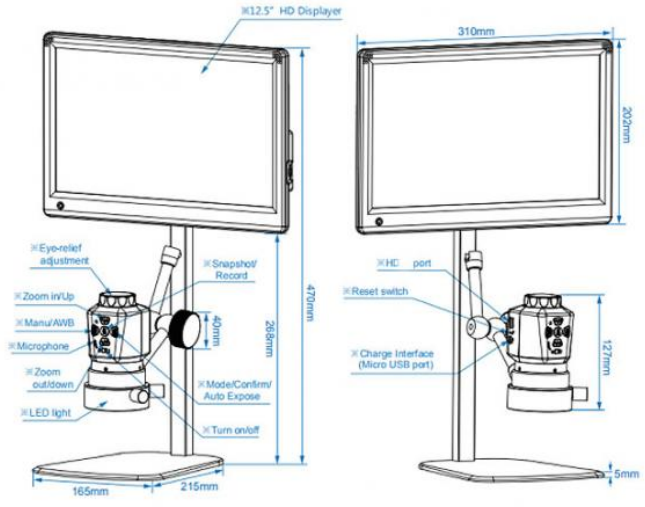
- Camera buttons can optimize camera settings, including white balance, exposure, sharpness, contrast, freeze, crosshairs, and more.
- The software menu supports 9 languages: English, Chinese (Simplified/Traditional), Japanese, Russian, French, German, Italian, and Spanish.
- The captured image supports JPG format.
- Recorded video supports MOV format, perfect for training.
- Equipped with TF card slot, support up to 64G TF card for image and video saving (self-provided TF card).



Rich Functions

- Exposure
- White balance
- Resolution
- Continuous Capture Mode
- Image quality
- HD
- Sharpness
- Snapshot mode
- Color
- Instant preview
- Key tone
- Auto turn off
- Language
- Light source frequency
- Image rotation
- Freeze
- Reticle
- Formatting
- Default
- Version

Drawing Display  
Drawing Display:



Application



## APPLICATION AND CASE



More Choice

## MORE CHOICES




A59.4904

 BUY NOW




A59.4905

 BUY NOW




A59.4907

 BUY NOW



A59.4902

 BUY NOW




A59.4902B

 BUY NOW



A59.4908

 BUY NOW

Packing & Delivery

# PACKING AND SHIPPING

**Packing :** Polyfoam Protection And Strong Carton  
**Shipping Time :** 5-20 Days After Receive The Deposit



## About Us

OPTO-EDU is one of the top professional supplier for microscope from China, we focus in microscope & educational field for more than 20 years. As the top recommended seller for microscope on alibaba, we have full types microscopes, including biological microscope, stereo microscope Metallurgical microscope, inverted microscope, fluorescent microscope, polarized microscope, phase contrast microscope, dark field microscope, multi-viewing microscope, DIC microscope, AFM/STM/SPM microscope, zoom microscope, gem microscope, digital microscope, LCD microscope, comparison microscope Forensic microscope, and all kinds of microscope accessories.

Our customer comes from more than 104 countries, such as United States, Britain, Russia, Canada, Germany, Denmark, Poland, Sweden, UAE, Qatar, Saudi Arabia, Egypt, Mexico, Argentina, Chile, Brazil, Korea, Thailand, India , Indonesia, Philippines, and so on. We have been working tirelessly to supply China's nice quality production to the world market!

## ☆ Real Data Of Export Countries And Regions ☆

Countries /Regions			Number of Batches	Countries /Regions			Number of Batches
客户ID	客户名称	客户名称	批数	客户ID	客户名称	客户名称	批数
23	国家/地区: KYRGYZSTAN	[吉尔吉斯斯坦]	批数: 1	65	国家/地区: MOLDOVA	[摩尔多瓦]	批数: 1
24	国家/地区: ZIMBABWE	[津巴布韦]	批数: 2	66	国家/地区: PALESTINE	[巴勒斯坦]	批数: 2
25	国家/地区: SENEGAL	[塞内加尔]	批数: 2	67	国家/地区: JAPAN	[日本]	批数: 7
26	国家/地区: EL SALVADOR	[萨尔瓦多]	批数: 1	68	国家/地区: CHILE	[智利]	批数: 6
27	国家/地区: BOLIVIA	[玻利维亚]	批数: 3	69	国家/地区: IRAQ	[伊拉克]	批数: 6
28	国家/地区: ROMANIA	[罗马尼亚]	批数: 5	70	国家/地区: SINGAPORE	[新加坡]	批数: 8
29	国家/地区: COLOMBIA	[哥伦比亚]	批数: 7	71	国家/地区: TANZANIAN	[坦桑尼亚]	批数: 1
30	国家/地区: FINLAND	[芬兰]	批数: 1	72	国家/地区: COTE D'IVOIRE (Republic of Ivory Coast)	[科特迪瓦]	批数: 2
31	国家/地区: CAMEROON	[喀麦隆]	批数: 3	73	国家/地区: VIET NAM	[越南]	批数: 19
32	国家/地区: COSTA RICA	[哥斯达黎加]	批数: 1	74	国家/地区: IRAN	[伊朗]	批数: 6
33	国家/地区: SPAIN	[西班牙]	批数: 6	75	国家/地区: SWEDEN	[瑞典]	批数: 5
34	国家/地区: ISRAEL	[以色列]	批数: 9	76	国家/地区: UZBEKISTAN	[乌兹别克斯坦]	批数: 2
35	国家/地区: NIGERIA	[尼日利亚]	批数: 7	77	国家/地区: TURKEY	[土耳其]	批数: 8
36	国家/地区: EGYPT	[埃及]	批数: 13	78	国家/地区: BELGIUM	[比利时]	批数: 2
37	国家/地区: CAMBODIA (Kampuchea)	[柬埔寨]	批数: 2	79	国家/地区: LAOS	[老挝]	批数: 1
38	国家/地区: PARAGUAY	[巴拉圭]	批数: 2	80	国家/地区: BRAZIL	[巴西]	批数: 15
39	国家/地区: MADAGASCAR	[马达加斯加]	批数: 1	81	国家/地区: BANGLADESH	[孟加拉国]	批数: 6
40	国家/地区: MACEDONIA	[马其顿]	批数: 1	82	国家/地区: ECUADOR	[厄瓜多尔]	批数: 2
41	国家/地区: BENIN	[贝宁]	批数: 1	83	国家/地区: NETHERLANDS	[荷兰]	批数: 8
42	国家/地区: UKRAINE	[乌克兰]	批数: 3	84	国家/地区:		批数: 6
43	国家/地区: NEW ZEALAND	[新西兰]	批数: 2	85	国家/地区: THE PHILIPPINES	[菲律宾]	批数: 15
44	国家/地区: LITHUANIA	[立陶宛]	批数: 1	86	国家/地区: THAILAND	[泰国]	批数: 18
45	国家/地区: NORWAY	[挪威]	批数: 1	87	国家/地区: GERMANY	[德国]	批数: 12
46	国家/地区: SWITZERLAND	[瑞士]	批数: 2	88	国家/地区: SRI LANKA	[斯里兰卡]	批数: 2
47	国家/地区: HONGKONG	[香港]	批数: 3	89	国家/地区: PERU	[秘鲁]	批数: 12
48	国家/地区: ARGENTINA	[阿根廷]	批数: 4	90	国家/地区: SAUDI ARABIA	[沙特阿拉伯]	批数: 4
49	国家/地区: TAIWAN	[台湾]	批数: 1	91	国家/地区: INDIA	[印度]	批数: 23
50	国家/地区: ALGERIA	[阿尔及利亚]	批数: 1	92	国家/地区: BULGARIAN	[保加利亚]	批数: 3
51	国家/地区: MALAYSIA	[马来西亚]	批数: 17	93	国家/地区: ITALY	[意大利]	批数: 19
52	国家/地区: GREECE	[希腊]	批数: 1	94	国家/地区: TUNISIA	[突尼斯]	批数: 1
53	国家/地区: UNITED KINGDOM	[英国]	批数: 13	95	国家/地区: RUSSIA	[俄罗斯]	批数: 33
54	国家/地区: MOROCCO	[摩洛哥]	批数: 2	96	国家/地区: UNITED STATES	[美国]	批数: 51
55	国家/地区: YEMEN	[也门]	批数: 1	97	国家/地区: MEXICO	[墨西哥]	批数: 12
56	国家/地区: AUSTRALIA	[澳大利亚]	批数: 12	98	国家/地区: HUNGARY	[匈牙利]	批数: 3
57	国家/地区: GHANA	[加纳]	批数: 3	99	国家/地区: CANADA	[加拿大]	批数: 6
58	国家/地区: GEORGIA	[格鲁吉亚]	批数: 3	100	国家/地区: POLAND	[波兰]	批数: 6
59	国家/地区: CZECHO	[捷克]	批数: 2	101	国家/地区: PAKISTAN	[巴基斯坦]	批数: 5
60	国家/地区: KENYA	[肯尼亚]	批数: 2	102	国家/地区: KOREA	[韩国]	批数: 23
61	国家/地区: INDONESIA	[印度尼西亚]	批数: 14	103	国家/地区: UNITED ARAB EMI	[阿联酋]	批数: 5
62	国家/地区: DENMARK	[丹麦]	批数: 2	104	国家/地区: LATVIA	[拉托维亚]	批数: 1
63	国家/地区: VENEZUELA	[委内瑞拉]	批数: 1				
64	国家/地区: FRANCE	[法国]	批数: 8				

## OUR WORKSHOP





## OPTO-EDU ADVANTAGES

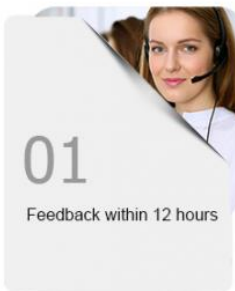
- ☆ Alibaba Recommend Top Supplier for Microscope!
- ☆ All Kinds of Microscope from China!
- ☆ Factory Direct Price!
- ☆ Nice Quality!
- ☆ More Than 1200 Microscope Models!
- ☆ Small Order Welcome!
- ☆ Payment By PayPal, WU, Alibabal
- ☆ Quick Shipping Within 5 Days!
- ☆ Warranty 3 Years For Our Microscopel




- ☆ **WITH US YOUR MONEY IS SAFE!**
- ☆ **WITH US YOUR TRADE IS SAFE!**




## OUR SERVICE



**01**  
Feedback within 12 hours



**02**  
After sale service assured



**03**  
3 years warranty time

### Contact Us



-  Mr. Huang Xin
-  Tel: 0086 10 88696020, 88696030
-  Skype, Wechat: xincnoec
-  Mobile, Whatsapp: 0086 13911110627
-  Email: sale@cnoec.com








**Opto-Edu (Beijing) Co., Ltd.**

 0086 13911110627

 [sale@optoedu.com](mailto:sale@optoedu.com)

 [cnoec.com](http://cnoec.com)

F-1501 Wanda Plaza, No. 18 Shijingshan Road, Beijing 100043, China