




OPYO-EDU 2X / 5X Motorized Digital Forensic Comparison Microscope Binocular A18.1830

Our Product Introduction

for more products please visit us on cnoec.com

Basic Information

- Place of Origin: China
- Brand Name: CNOEC, OPTO-EDU
- Certification: CE, Rohs
- Model Number: A18.1830
- Minimum Order Quantity: 1 pc
- Price: FOB \$1~1000, Depend on Order Quantity
- Packaging Details: Carton Packing, For Export Transportation
- Delivery Time: 5~20 Days
- Payment Terms: T/T, West Union, Paypal
- Supply Ability: 5000 pcs/ Month





Product Specification

- Applications: Laboratory|Research
- Certification: CE|Rohs
- Drawtube: Binocular
- Illumination: LED
- Magnification: 2x - 240x
- Theory: Comparison Microscope
- Highlight: **transmitted light microscope, bullet comparison microscope**



More Images



Product Description

Our Product Introduction

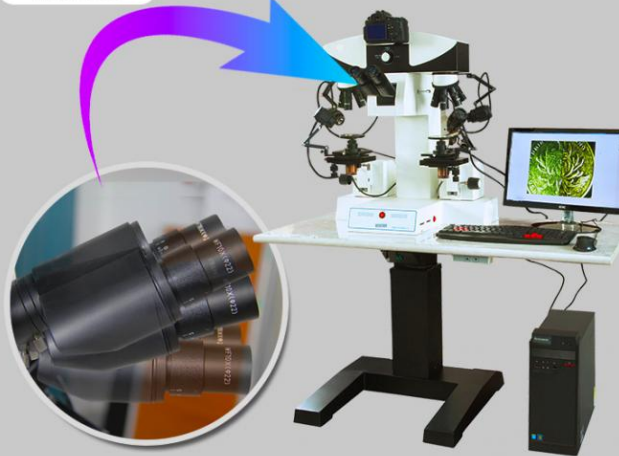


PRODUCT DESCRIPTION


A18.1830 Motorized Digital Forensic Comparison Microscope,With Motorized Working Table		
Magnification	2x~240x	
Head	0-45° Titable Bionocular Head, Interpupillary Distance 48~75mm, Diopter +/- 5 Adjustable	
Eyepiece	WF10x/22mm, High Eyepoint WF20x/12mm, High Eyepoint	
Nosepiece	6 Hole Click Stop Nosepiece	
Objective	LWD Infinity Plan Achromatic Objective 0.5x, 1x, 1.5x, 2x, 4x,6x Auxiliary Lens 0.4x, 2.0x	
Working Distance	101mm	
View Field	Dia. 2.3~62mm	
Magnification Correcting	Magnification Correction System, With Correcting Lens	
Separation Line Adjusting	Seperation Line Adjust System In Back, With Special Designed Adjust Driver	
Working Stage	Square Manual Working Stage 90°90mm, Moving Range 54°54°54mm Round Titable Working Stage Dia. 90mm, 0-45° Inclined, 360° Rotatable Joint Left/Right Moving Range 54mm, Joint Up/Down Range 60mm	
Light Source	12V50W Fan Cooling Strong Halogen Light, Brightness Adjustable,2pcs 5W LED Cold Light, High Brightness, Brightness Adjustable,2pcs Coaxial Light Lens, To Observe In Deep Hole, Or Smooth Object Surface,2pcs Polarizing Light Lens, To Eliminate Flare Lights And Dazzling Lights,2pcs Transmit Bottom Light (Built-in Working Stage) Ultraviolet Light Lens,2pcs Filters: Red, Blue, Yellow, Green,2pcs Each Color	
Adapter	0.5x CCD Adapter For Digital Camera,1pc Front View Photo Adapter 2.5X For SLR Digital Camera (Nikon And Canon)	
CCD Camera	Built-in 3.0M High Resolution Color CCD Camera,USB 2.0 Output,2048*1536 Pixels,Pixel Size 3.2*3.2µm Incl. Laptop	
Software	Professional Forensic Image Analysis Software Motorized/Manual Viewfield Changeover Full /Split /Overlapping Image Motorized/Manual Control Working Stage X/Y/Z 3D Movement Motorized/Manual Control Round Working Stage Rotation +/- Direction Motorized/Manual Control To Change Objective Magnification	
Working Table	A18.1830 Include Motorized Working Table, Size 60°120mm, Height 65mm, Motorized Up/Down 160mm	
Power	80~240V Wide Range Voltage	
Bullet Holder	Standard Bullet Holder 2 Sets,Bullet Holder Set for all kinds of Bullet, Cartridge and other Objects	
Dimension	Instrument Size 40°60°72cm	
Optional Accessories		
Light Source	150W Cold Light Source, With Optical Fiber & Light Collector	A56.1821
Bullet Holder	Motorized Bullet Holder 1 Set	A54.1813

PRODUCT DISPLAY

A18.1830




- 0-45° Tiltable Binocular Head, Interpupillary Distance 48-75mm, Diopter +/-5 Adjustable. Incline Adjustable for User Easy View




- Front View Photo Adapter For SLR Digital Camera; Built-in CCD Camera USBOutput



○ UV/LED/HAL/TRANSMIT, All Kinds Light Sources, Brightness Adjustable



○ Coaxial Light Attachment To Get Vertical Light Path For Watching Inside Deep Hole Bottom



○ Polarizing Light Lens Set, To Eliminate Flare Lights And Dazzling Lights.




○ Ultraviolet Light Len & Filters: Red, Blue, Yellow, Green



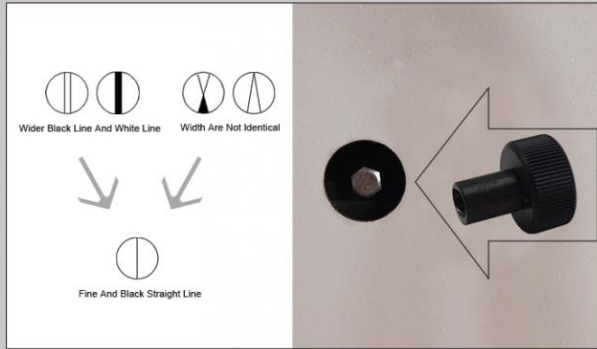
○ Long Working Distance Infinity Plan Objectives 0.5X, 1.0X, 1.5X, 2.0X, 4.0X, 6.0X




○ Eyepiece WF10x/22mm And WF20x/12mm, High Eyepoint, Each 2 pcs Included



○ Auxiliary Lens 0.4X And 2.0X, Each 2 pcs Included



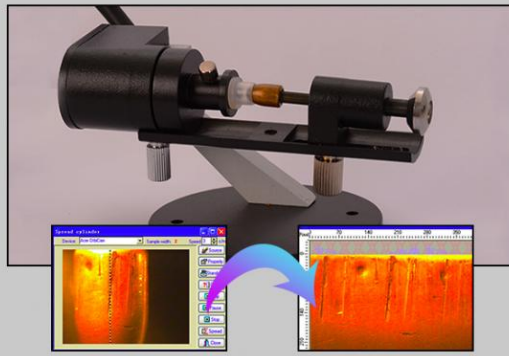
○ Separation Line Adjust System in Back, with Special Designed Adjust Driver



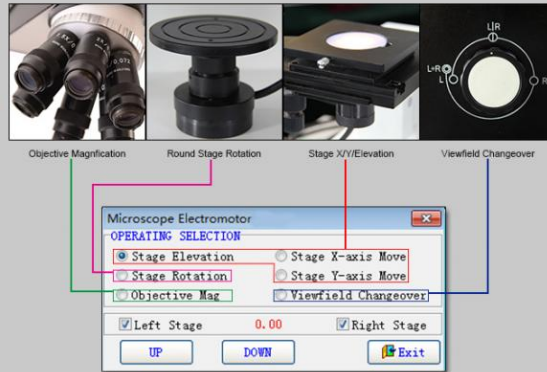
○ Magnification Correction System, With Correcting Lens



○ Bullet Holder Set To Hold & View All Kinds Of Cartridge,Bullet,Other Objects In Different Angle And Position Freely,Each Microscope Include 2 Sets



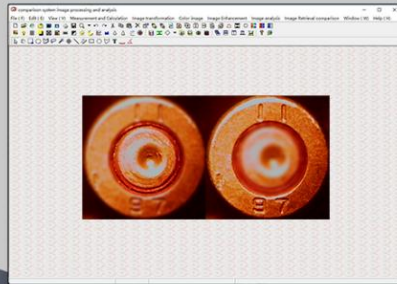
- Optional Motorized Bullet Holder, To Capture Rotating Cartridge Surface And Spread To Observe/Compare Easily, Used With Software



- Motorized/Manual Viewfield Changeover Full /Split /Overlapping Image
- Motorized/Manual Control Working Stage X/Y/Elevation 3D Movement
- Motorized/Manual Control Round Working Stage Rotation +/- Direction
- Motorized/Manual Control To Change Objective Magnification



○ Accessories Packed In Strong Aluminium Box




○ A18.1830 Include Professional Forensic Image Analysis Software

Optional Accessories

A56.1821



○ 150W Cold Light Source With Optical Fiber & Light Collector(Optional)



- 01 This model is an ideal instrument for police stations.
- 02 Procuratorial organs and courthouses to identify finger prints, shot marks, tool traces, seals and writings.
- 03 For colleges and universities to use for educational purposes.
- 04 It is also suitable for banks, archeological studies, electronics researches, biological science and agriculture, etc.

Technical Parameters:

Objective	Eyepiece 10X	Eyepiece 20X	Photograping & Video System	Working Distance
	Mag./Viewfield φ22mm	Mag./Viewfield φ12mm		
1X/0.03	10X/φ22	20X/φ12	Measure According to Monitor & Digital Camera	102mm
1.5X/0.04	15X/φ15	30X/φ8		
2X/0.05	20X/φ11	40X/φ6		
4X/0.072	40X/φ5.5	80X/φ3		
6X/0.075	60X/φ3.7	120X/φ2		138mm
0.5X/0.02	5X/φ44	10X/φ24		

MORE CHOICES



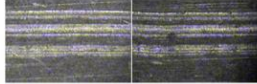
APPLICATION AND CASE

A18.1830 Motorized Digital Forensic Comparison Microscope, with Motorized Working Table, for comparing all kinds of bullets, cartridge cases, cutting objects, paper documents and etc. It can be fully controlled by manual or by computer software motorized system. Built-in high resolution digital color camera can output real time image and video to computer, under professional crime image analysis software.

Adjust the white balance



Wipe traces cutting docking



Bucket of pillow distortion correction



Histogram enhancement




More cases

The comparison between two bullets from same pistol		
Joint of the trail of bullet ejection	Joint of the trail of warhead rifling	Comparison between trail of firing pin on bottom of the bullet
Outstanding magnification function		
Magnified part of cartridge case	Magnified part of shotgun cartridge case bottom	Observing cartridge case bottom under long working distance
The joint and comparison between different object trails		
Joint of two cartridge cases	Joint of two cartridge cases	Joint of two cutting trails
Joint of two broken plastic objects	Joint of two scratch trails	Joint of two stamps
Comparison between two cartridge cases		
Comparison between two cartridge cases fired by same pistol	Comparison between two cartridge cases fired by different pistol	



PACKING AND SHIPPING

Packing : Microscope 58*78*102cm, G.W.: 65Kgs;
 Working Table + Accessories 130*70*44cm, G.W.: 78Kgs
 Electric Lifting Column 65*44*30cm, G.W.: 19Kgs
Shipping Time : 3-10 Days From Stock



A18.1830



COMPANY INFORMATION

OPTO-EDU is one of the top professional supplier for microscope from China, we focus in microscope & educational field for more than 20 years. As the top recommended seller for microscope on alibaba, we have full types microscopes, including biological microscope, stereo microscope Metallurgical microscope, inverted microscope, fluorescent microscope, polarized microscope, phase contrast microscope, dark field microscope, multi-viewing microscope, DIC microscope, AFM/STM/SPM microscope, zoom microscope, gem microscope, digital microscope, LCD microscope, comparison microscope Forensic microscope, and all kinds of microscope accessories.

Our customer comes from more than 104 countries, such as United States, Britain, Russia, Canada, Germany, Denmark, Poland, Sweden, UAE, Qatar, Saudi Arabia, Egypt, Mexico, Argentina, Chile, Brazil, Korea, Thailand, India, Indonesia, Phillipine and so on. We have been working tirelessly to supply China's nice quality production to the world market!

☆ Real Data Of Export Countries And Regions ☆

Countries /Regions		Number of Batches	Countries /Regions		Number of Batches
客户ID	客户名称	批数	客户ID	客户名称	批数
23	国家/地区: KYRGYZSTAN 吉尔吉斯斯坦	批数: 1	65	国家/地区: MOLDOVA 摩尔多瓦	批数: 1
24	国家/地区: ZIMBABWE 津巴布韦	批数: 2	66	国家/地区: PALESTINE 巴勒斯坦	批数: 2
25	国家/地区: SENEGAL 塞内加尔	批数: 2	67	国家/地区: JAPAN 日本	批数: 7
26	国家/地区: EL SALVADOR 萨尔瓦多	批数: 1	68	国家/地区: CHLE 智利	批数: 6
27	国家/地区: BOLIVIA 玻利维亚	批数: 3	69	国家/地区: IRAQ 伊拉克	批数: 6
28	国家/地区: ROMANIA 罗马尼亚	批数: 5	70	国家/地区: SINGAPORE 新加坡	批数: 8
29	国家/地区: COLOMBIA 哥伦比亚	批数: 7	71	国家/地区: TANZANIAN 坦桑尼亚	批数: 1
30	国家/地区: FINLAND 芬兰	批数: 1	72	国家/地区: COTE D'IVOIRE (Republic of Ivory Coast) 科特迪瓦	批数: 2
31	国家/地区: CAMEROON 喀麦隆	批数: 3	73	国家/地区: VIET NAM 越南	批数: 19
32	国家/地区: COSTA RICA 哥斯达黎加	批数: 1	74	国家/地区: IRAN 伊朗	批数: 6
33	国家/地区: SPAIN 西班牙	批数: 6	75	国家/地区: SWEDEN 瑞典	批数: 5
34	国家/地区: ISRAEL 以色列	批数: 9	76	国家/地区: UZBEKISTAN 乌兹别克斯坦	批数: 2
35	国家/地区: NIGERIA 尼日利亚	批数: 7	77	国家/地区: TURKEY 土耳其	批数: 8
36	国家/地区: EGYPT 埃及	批数: 13	78	国家/地区: BELGIUM 比利时	批数: 2
37	国家/地区: CAMBODIA (Kampuchea) 柬埔寨	批数: 2	79	国家/地区: LAOS 老挝	批数: 1
38	国家/地区: PARAGUAY 巴拉圭	批数: 2	80	国家/地区: BRAZIL 巴西	批数: 15
39	国家/地区: MADAGASCAR 马达加斯加	批数: 1	81	国家/地区: BANGLADESH 孟加拉国	批数: 6
40	国家/地区: MACEDONIA 马其顿	批数: 1	82	国家/地区: ECUADOR 厄瓜多尔	批数: 2
41	国家/地区: BENIN 贝宁	批数: 1	83	国家/地区: NETHERLANDS 荷兰	批数: 8
42	国家/地区: UKRAINE 乌克兰	批数: 3	84	国家/地区:	批数: 6
43	国家/地区: NEW ZEALAND 新西兰	批数: 2	85	国家/地区: THE PHILIPPINES 菲律宾	批数: 15
44	国家/地区: LITHUANIA 立陶宛	批数: 1	86	国家/地区: THAILAND 泰国	批数: 18
45	国家/地区: NORWAY 挪威	批数: 1	87	国家/地区: GERMANY 德国	批数: 12
46	国家/地区: SWITZERLAND 瑞士	批数: 2	88	国家/地区: SRI LANKA 斯里兰卡	批数: 2
47	国家/地区: HONGKONG 香港	批数: 3	89	国家/地区: PERU 秘鲁	批数: 12
48	国家/地区: ARGENTINA 阿根廷	批数: 4	90	国家/地区: SAUDI ARABIA 沙特阿拉伯	批数: 4
49	国家/地区: TAIWAN 中国台湾	批数: 1	91	国家/地区: INDIA 印度	批数: 23
50	国家/地区: ALGERIA 阿尔及利亚	批数: 1	92	国家/地区: BULGARIAN 保加利亚	批数: 3
51	国家/地区: MALAYSIA 马来西亚	批数: 17	93	国家/地区: ITALY 意大利	批数: 19
52	国家/地区: GREECE 希腊	批数: 1	94	国家/地区: TUNISIA 突尼斯	批数: 1
53	国家/地区: UNITED KINGDOM 英国	批数: 13	95	国家/地区: RUSSIA 俄罗斯	批数: 33
54	国家/地区: MOROCCO 摩洛哥	批数: 2	96	国家/地区: UNITED STATES 美国	批数: 51
55	国家/地区: YEMEN 也门	批数: 1	97	国家/地区: MEXICO 墨西哥	批数: 12
56	国家/地区: AUSTRALIA 澳大利亚	批数: 12	98	国家/地区: HUNGARY 匈牙利	批数: 3
57	国家/地区: GHANA 加纳	批数: 3	99	国家/地区: CANADA 加拿大	批数: 6
58	国家/地区: GEORGIA 格鲁吉亚	批数: 3	100	国家/地区: POLAND 波兰	批数: 6
59	国家/地区: CZECH 捷克	批数: 2	101	国家/地区: PAKISTAN 巴基斯坦	批数: 5
60	国家/地区: KENYA 肯尼亚	批数: 2	102	国家/地区: KOREA 韩国	批数: 23
61	国家/地区: INDONESIA 印度尼西亚	批数: 14	103	国家/地区: UNITED ARAB EM 阿拉伯	批数: 5
62	国家/地区: DENMARK 丹麦	批数: 2	104	国家/地区: LATVIA 拉脱维亚	批数: 1
63	国家/地区: VENEZUELA 委内瑞拉	批数: 1			
64	国家/地区: FRANCE 法国	批数: 8			

OUR WORKSHOP





OPTO-EDU ADVANTAGES

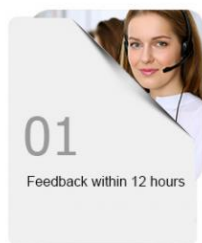
- ☆ Alibaba Recommend Top Supplier for Microscopel
- ☆ All Kinds of Microscope from China
- ☆ Factory Direct Price!
- ☆ Nice Quality!
- ☆ More Than 1200 Microscope Models!
- ☆ Small Order Welcome!
- ☆ Payment By PayPal, WU, Alibabal
- ☆ Quick Shipping Within 5 Days!
- ☆ Warranty 3 Years For Our Microscopel




- ☆ **WITH US YOUR MONEY IS SAFE!**
- ☆ **WITH US YOUR TRADE IS SAFE!**




OUR SERVICE



01
Feedback within 12 hours



02
After sale service assured



03
3 years warranty time



-  Mr. Huang Xin
-  Tel: 0086 10 88696020, 88696030
-  Skype, Wechat: xincnoec
-  Mobile, Whatsapp: 0086 13911110627
-  Email: sale@cnoec.com





Opto-Edu (Beijing) Co., Ltd.

☎ 0086 13911110627 ✉ sale@optoedu.com 🌐 cnoec.com

F-1501 Wanda Plaza, No. 18 Shijingshan Road, Beijing 100043, China