



OPTO-EDU 200x Wide Field Research Forensic Comparison Microscope A18.1802

Our Product Introduction

for more products please visit us on cnoec.com

Basic Information

- Place of Origin: China
- Brand Name: CNOEC, OPTO-EDU
- Certification: CE, Rohs
- Model Number: A18.1802
- Minimum Order Quantity: 1 pc
- Price: FOB \$1~1000, Depend on Order Quantity
- Packaging Details: Carton Packing, For Export Transportation
- Delivery Time: 5~20 Days
- Payment Terms: T/T, West Union, Paypal
- Supply Ability: 5000 pcs/ Month




Product Specification

- Applications: School|Research
- Certification: CE
- Theory: Comparison Microscope
- Highlight: **binocular optical microscope, bullet comparison microscope**



More Images



100W Cold Light Source With Optical Fiber & Positioning Router



Polishing Light Lens Set, To Eliminate Flare Lights And Lazing Lights




Ultraviolet Light Lens

Filters: Red, Green



Magnification Correction System With Correcting Lens



Separation-Line Adjust System In Back With Special Designed Adjust Drive

Product Description

Our Product Introduction

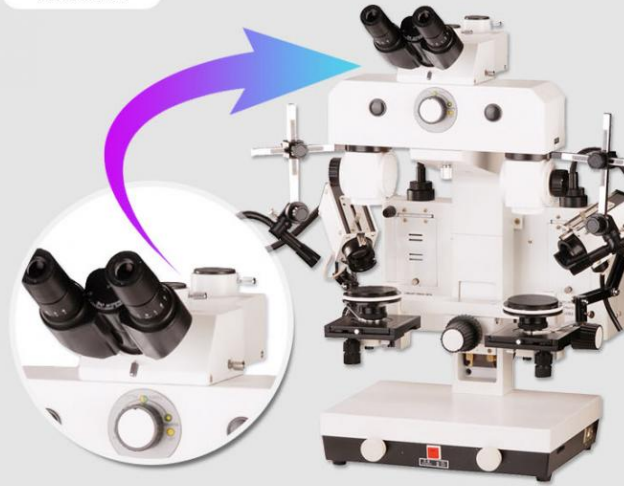


PRODUCT DESCRIPTION

A18.1802 Forensic Comparison Microscope Specification		
Magnification	2.4x-200x	
Eyepiece	WF10x/18mm, High Eyepoint	
	WF20x/14mm, High Eyepoint	
Objective	5 Step Zoom Plan Objective 0.8x, 1.2x, 2x, 3.2x, 5x	
	Auxiliary Lens 0.3x, 2.0x	
Working Distance	100mm	
Magnification Correcting	Magnification Correction System, With Correcting Lens	
Separation Line Adjusting	Separation Line Adjust System In Back, With Special Designed Adjust Driver	
Working Stage	Tilttable Working Stage	
Light Source	12V50W Air Blast Cooling Strong Halogen Light, Brightness Adjustable, 2pcs	
	150W Cold Light Source, Soft Optical Fiber Dia. 12mm With Positioning Ruler, 2pcs	
	Coaxial Light Lens, To Observe In Deep Hole, Or Smooth Object Surface, 2pcs	
	Polarizing Light Lens, To Eliminate Flare Lights And Dazzling Lights, 2pcs	
	Transmit Light Lens, 2pcs	
	Filters: Red, Green, 2pcs Each Color	
Adapter	0.5x CCD Adapter For Digital Camera, 1pc	
	Front View Photo Adapter 2.5X For SLR Digital Camera (Nikon And Canon)	
Power	80~240V Wide Range Voltage	
Bullet Holder	Standard Bullet Holder 2 Sets	
Dimension	Instrument Size 30*38*63cm	
Optional Accessories		
Eyepiece	WF10x/22mm, High Eyepoint	A51.1801-1022
Light Source	5W LED Light Source+ 3 Wave Band Light Source	A56.1801
	Hard Optical Fiber, pair, for quick adjustment of light spot	A56.1805
	Ultraviolet light lens	A56.1810
Bullet Holder	Big Bullet Holder Set	A54.1802
	Motorized Bullet Holder 1 Set	A54.1803
Software	Professional Camera Adapter For Canon A650	A30.1801
Adapter	Digital Camera Adapter For Canon A650	A55.1803

PRODUCT DISPLAY

A18.1802



Binocular Head With Dual Output



CCD Camera Adapter & SLR Digital Camera Adapter



Magnification Switch, For 5 Step Zoom Plan Objective 0.8X, 1.2X, 2X, 3.2X, 5X



WF 10x/18mm

WF 20x/14mm

WF 10x/22mm(Optional)



0.3X Auxiliary Lens



2.0X Auxiliary Lens



○ Polarizing Light Lens Set, To Eliminate Flare Lights And Dazzling Lights.






○ Ultraviolet Light Lens



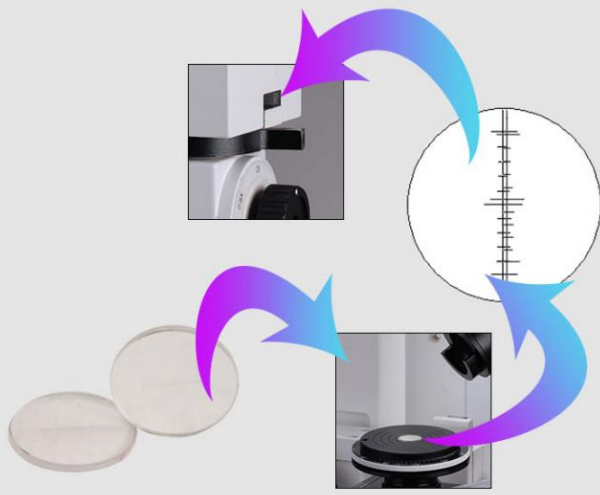
○ Filters: Red, Green




○ Coaxial Light Attachment To Get Vertical Light Path For Watching Inside Deep Hole Bottom



○ LED/ TRANSMIT/ HAL/ Hard Optical Fiber, All Kinds Light Sources



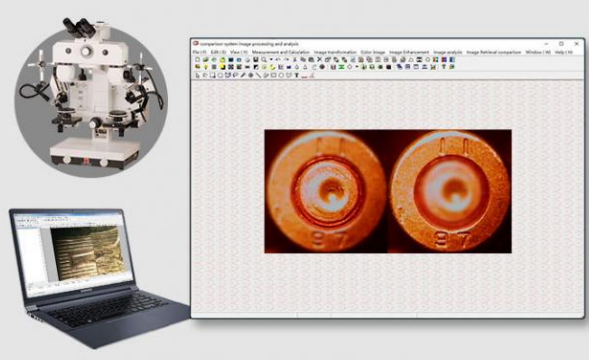
○ Magnification Correction System, With Correcting Lens




○ Separation Line Adjust System in Back, with Special Designed Adjust Driver



○ A54.1801 Small Bullet Holder Set To Hold & View All Kinds Of Cartridge, Bullet, Other Objects In Different Angle And Position Freely, Each Microscope Include 2 Sets



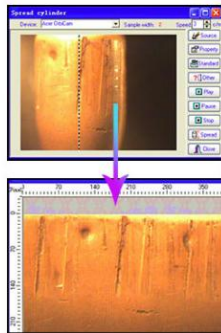
○ Optional A30.1801 Include Professional Forensic Image Analysis Software




○ Small Round Working Stage & Column Small Round Working Stage & Universal Tilttable Working Stage

Optional Accessories

A54.1803



○ Optional A54.1813 Motorized Bullet Holder, Controlled By Software



- 01 This model is an ideal instrument for police stations.
- 02 Procuratorial organs and courthouses to identify finger prints, shot marks, tool traces, seals and writings.
- 03 For colleges and universities to use for educational purposes.
- 04 It is also suitable for banks, archeological studies, electronics researches, biological science and agriculture, etc.

Technical Parameters:

Mag./Viewfield	Visual Inspection			Photo Adapter	Video Adapter	Working Distance
	Objective	Objective	Objective	interface magnification	interface magnification	
10X	10X/φ18	25X/φ6.96	16X/φ11	3X	0.44X	100mm
0.64X	7.7X/φ23.4	19.2X/φ8.9	12.3X/φ14.3	1.9X/12.6×18.9	actual measured value	
10X1	12X/φ15	30X/φ5.7	19.2X/φ9.17	3X/8×12		
1.2X	19.2X/φ9.4	48X/φ3.6	30.7X/φ5.73	4.8X/5×7.5		
2.5X	30X/φ6	75X/φ2.3	48X/φ3.67	7.5X/3.2×4.8		
4X	48X/φ3.8	120X/φ1.4	77X/φ2.3	12X/2×3		

0.4X(attached objective)and 0.64X objective,10X eyepiece combination,general amplification power 3.1X,ocular imaging view field φ60mm

MORE CHOICES



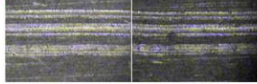
APPLICATION AND CASE

Through optical enlargement, this comparison microscope ,can help the user to observe clearly, by looking into the same eyepiece set, the images in both the right and the left imaging view fields, and compare two or more objects effectively in cutting, joining or overlapping view fields. Due to its powerful magnification, this instrument enables the user to perceive the differences between very small similar objects.

Adjust the white balance



Wipe traces cutting docking



Bucket of pillow distortion correction




Histogram enhancement



More cases

The comparison between two bullets from same pistol		
Joint of the trail of bullet ejection	Joint of the trail of warhead rifling	Comparison between trail of firing pin on bottom of the bullet
Outstanding magnification function		
Magnified part of cartridge case	Magnified part of shotgun cartridge case bottom	Observing cartridge case bottom under long working distance
The joint and comparison between different object trails		
Joint of two cartridge cases	Joint of two cartridge cases	Joint of two cutting trails
Joint of two breaked plastic objects	Joint of two scratch trails	Joint of two stamps
Comparison between two cartridge cases		
Comparison between two cartridge cases fired by same pistol	Comparison between two cartridge cases fired by different pistol	



PACKING AND SHIPPING

Packing : By Polyfoam Protection + Strong Master Carton 53*48*70cm, G.W.: 40Kgs
Shipping Time : 3-10 Days From Stock



COMPANY INFORMATION

OPTO-EDU is one of the top professional supplier for microscope from China, we focus in microscope & educational field for more than 20 years. As the top recommended seller for microscope on alibaba, we have full types microscopes, including biological microscope, stereo microscope Metallurgical microscope, inverted microscope, fluorescent microscope, polarized microscope, phase contrast microscope, dark field microscope, multi-viewing microscope, DIC microscope, AFM/STM/SPM microscope, zoom microscope, gem microscope, digital microscope, LCD microscope, comparison microscope Forensic microscope, and all kinds of microscope accessories.

Our customer comes from more than 104 countries, such as United States, Britain, Russia, Canada, Germany, Denmark, Poland, Sweden, UAE, Qatar, Saudi Arabia, Egypt, Mexico, Argentina, Chile, Brazil, Korea, Thailand, India, Indonesia, Phillipine and so on. We have been working tirelessly to supply China's nice quality production to the world market!

☆ Real Data Of Export Countries And Regions ☆

Countries /Regions		Number of Batches	Countries /Regions		Number of Batches
客户ID	客户名称	批数	客户ID	客户名称	批数
23	国家/地区: KYRGYZSTAN [吉尔吉斯斯坦]	批数: 1	65	国家/地区: MOLDOVA [摩尔多瓦]	批数: 1
24	国家/地区: ZIMBABWE [津巴布韦]	批数: 2	66	国家/地区: PALESTINE [巴勒斯坦]	批数: 2
25	国家/地区: SENEGAL [塞内加尔]	批数: 2	67	国家/地区: JAPAN [日本]	批数: 7
26	国家/地区: EL SALVADOR [萨尔瓦多]	批数: 1	68	国家/地区: CHILE [智利]	批数: 6
27	国家/地区: BOLIVIA [玻利维亚]	批数: 3	69	国家/地区: IRAQ [伊拉克]	批数: 6
28	国家/地区: ROMANIA [罗马尼亚]	批数: 5	70	国家/地区: SINGAPORE [新加坡]	批数: 8
29	国家/地区: COLOMBIA [哥伦比亚]	批数: 7	71	国家/地区: TANZANIA [坦桑尼亚]	批数: 1
30	国家/地区: FINLAND [芬兰]	批数: 1	72	国家/地区: COTE D'IVOIRE (Republic of Ivory Coast) [科特迪瓦]	批数: 2
31	国家/地区: CAMEROON [喀麦隆]	批数: 3	73	国家/地区: VIET NAM [越南]	批数: 19
32	国家/地区: COSTA RICA [哥斯达黎加]	批数: 1	74	国家/地区: IRAN [伊朗]	批数: 6
33	国家/地区: SPAIN [西班牙]	批数: 6	75	国家/地区: SWEDEN [瑞典]	批数: 5
34	国家/地区: ISRAEL [以色列]	批数: 9	76	国家/地区: UZBEKISTAN [乌兹别克斯坦]	批数: 2
35	国家/地区: NIGERIA [尼日利亚]	批数: 7	77	国家/地区: TURKEY [土耳其]	批数: 8
36	国家/地区: EGYPT [埃及]	批数: 13	78	国家/地区: BELGIUM [比利时]	批数: 2
37	国家/地区: CAMBODIA (Kampuchea) [柬埔寨]	批数: 2	79	国家/地区: LAOS [老挝]	批数: 1
38	国家/地区: PARAGUAY [巴拉圭]	批数: 2	80	国家/地区: BRAZIL [巴西]	批数: 15
39	国家/地区: MADAGASCAR [马达加斯加]	批数: 1	81	国家/地区: BANGLADESH [孟加拉国]	批数: 6
40	国家/地区: MACEDONIA [马其顿]	批数: 1	82	国家/地区: ECUADOR [厄瓜多尔]	批数: 2
41	国家/地区: BENIN [贝宁]	批数: 1	83	国家/地区: NETHERLANDS [荷兰]	批数: 2
42	国家/地区: UKRAINE [乌克兰]	批数: 3	84	国家/地区: [未指定]	批数: 6
43	国家/地区: NEW ZEALAND [新西兰]	批数: 2	85	国家/地区: THE PHILIPPINES [菲律宾]	批数: 15
44	国家/地区: LITHUANIA [立陶宛]	批数: 1	86	国家/地区: THAILAND [泰国]	批数: 18
45	国家/地区: NORWAY [挪威]	批数: 1	87	国家/地区: GERMANY [德国]	批数: 12
46	国家/地区: SWITZERLAND [瑞士]	批数: 2	88	国家/地区: SRI LANKA [斯里兰卡]	批数: 2
47	国家/地区: HONGKONG [香港]	批数: 3	89	国家/地区: PERU [秘鲁]	批数: 12
48	国家/地区: ARGENTINA [阿根廷]	批数: 4	90	国家/地区: SAUDI ARABIA [沙特阿拉伯]	批数: 4
49	国家/地区: TAIWAN [台湾]	批数: 1	91	国家/地区: INDIA [印度]	批数: 23
50	国家/地区: ALGERIA [阿尔及利亚]	批数: 1	92	国家/地区: BULGARIAN [保加利亚]	批数: 3
51	国家/地区: MALAYSIA [马来西亚]	批数: 17	93	国家/地区: ITALY [意大利]	批数: 19
52	国家/地区: GREECE [希腊]	批数: 1	94	国家/地区: TUNISIA [突尼斯]	批数: 1
53	国家/地区: UNITED KINGDOM [英国]	批数: 13	95	国家/地区: RUSSIA [俄罗斯]	批数: 33
54	国家/地区: MOROCCO [摩洛哥]	批数: 2	96	国家/地区: UNITED STATES [美国]	批数: 51
55	国家/地区: YEMEN [也门]	批数: 1	97	国家/地区: MEXICO [墨西哥]	批数: 12
56	国家/地区: AUSTRALIA [澳大利亚]	批数: 12	98	国家/地区: HUNGARY [匈牙利]	批数: 3
57	国家/地区: GHANA [加纳]	批数: 3	99	国家/地区: CANADA [加拿大]	批数: 6
58	国家/地区: GEORGIA [格鲁吉亚]	批数: 3	100	国家/地区: POLAND [波兰]	批数: 6
59	国家/地区: CZECH [捷克]	批数: 2	101	国家/地区: PAKISTAN [巴基斯坦]	批数: 5
60	国家/地区: KENYA [肯尼亚]	批数: 2	102	国家/地区: KOREA [韩国]	批数: 23
61	国家/地区: INDONESIA [印度尼西亚]	批数: 14	103	国家/地区: UNITED ARAB EMI [阿联酋]	批数: 5
62	国家/地区: DENMARK [丹麦]	批数: 2	104	国家/地区: LATVIA [拉脱维亚]	批数: 1
63	国家/地区: VENEZUELA [委内瑞拉]	批数: 1			
64	国家/地区: FRANCE [法国]	批数: 9			

OUR WORKSHOP





OPTO-EDU ADVANTAGES

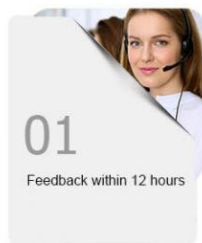
- ☆ Alibaba Recommend Top Supplier for Microscope!
- ☆ All Kinds of Microscope from China!
- ☆ Factory Direct Pricel
- ☆ Nice Quality!
- ☆ More Than 1200 Microscope Models!
- ☆ Small Order Welcomel
- ☆ Payment By PayPal, WU, Alibabal
- ☆ Quick Shipping Within 5 Days!
- ☆ Warranty 3 Years For Our Microscopel




- ☆ **WITH US YOUR MONEY IS SAFE!**
- ☆ **WITH US YOUR TRADE IS SAFE!**




OUR SERVICE



01
Feedback within 12 hours



02
After sale service assured



03
3 years warranty time

OPTO-EDU

 Mr. Huang Xin

 Tel: 0086 10 88696020, 88696030

 Skype, Wechat: xincnoec

 Mobile, Whatsapp: 0086 13911110627

 Email: sale@cnoec.com





Opto-Edu (Beijing) Co., Ltd.

☎ 0086 13911110627 ✉ sale@optoedu.com 🌐 cnoec.com

F-1501 Wanda Plaza, No. 18 Shijingshan Road, Beijing 100043, China