



A23.1001-F Fluorescent Stereoscopic Zoom Microscope Wf15x

Our Product Introduction

for more products please visit us on cnoec.com

Basic Information

- Place of Origin: China
- Brand Name: OPTO-EDU
- Certification: CE, Rohs
- Model Number: A23.1001-F
- Minimum Order Quantity: 1pc
- Price: FOB \$1~1000, Depend on Order Quantity
- Packaging Details: Carton Packing, For Export Transportation
- Delivery Time: 5~20 Days
- Payment Terms: Western Union, T/T Paypal
- Supply Ability: 5000 pcs/ Month



Product Specification

- Optical System: Parallel Optical System, Module Design To Add Function Easily
- Head: Binocular Head 20° Inclined
- Auxiliary Lens: Plan Achromatic Lens 1.0x
- Working Distance: 78mm
- Focusing: Coaxial Coarse & Fine Focusing Knob, Fine Division 0.015mm, Coarse Stroke 38.4mm/Rotation, Fine Stroke 1.5mm/Rotation, Moving Range 105mm, Focusing Mount Inner Dia. 76mm
- Illumination: Transmit & Reflect LED Illumination, Brightness Adjustable, Working Life 6000 Hours
- Photo Tube: Photo Tube, Beamsplitter 1 Port
- Fluorescent: --Fluorescent Filter System Including GFP-B(EX480-500,DM505,BA510-560) GFP-L(EX460-500,DM505,BA510) --100W Ultra Hi-Voltage Spherical Mercury Lamp --Power Supplier NEP-1 Digital Display

Product Description

Product Specification

A23.1001-F Fluorescent Zoom Stereo Microscope		A23.10 01-F06	A23.10 01-F08	A23.10 01-F10
Optical System	Parallel Optical System, Module Design to Add Function Easily	●	●	●
Head	Binocular Head 20° Inclined	●	●	●
Eyepiece	Extra Wide Field Eyepiece EWF10x/22mm	●	●	●
Zoom Body	0.8~5.0x, Zoom Ratio 1:6	●	-	-
	0.8~6.4x, Zoom Ratio 1:8	-	●	-
	0.8~8.0x, Zoom Ratio 1:10	-	-	●
Auxiliary Lens	Plan Achromatic Lens 1.0x	●	●	●
Working Distance	78mm	●	●	●
Focusing	Coarse Focusing Knob, Range 105mm	●	●	
	Coaxial Coarse & Fine Focusing Knob, Fine Division 0.015mm, Coarse Stroke 38.4mm/Rotation, Fine Stroke 1.5mm/Rotation, Moving Range 105mm, Focusing Mount Inner Dia. 76mm			●
Illumination	Transmit & Reflect LED Illumination, Brightness Adjustable, Working Life 6000 Hours			
Photo Tube	Photo Tube, Beamsplitter 1 Port			
Fluorescent	--Fluorescent Filter System Including			
	GFP-B(EX480-500,DM505,BA510-560)			
	GFP-L(EX460-500,DM505,BA510)			
	--100W Ultra Hi-Voltage Spherical Mercury Lamp			
	--Power Supplier NFP-1, Digital Display			
A23.1001-F Fluorescent Zoom Stereo Microscope Optional Accessories		Cata. No.		
Eyepiece	WF15x/16mm	A51.1027-1516		
	WF20x/12mm	A51.1027-2012		
	WF30x	A51.1027-30		
Auxiliary Lens	Plan Apochromatic Lens 0.5x	A52.1023-05A		
	Plan Achromatic Lens 1.0x	A52.1023-10		
	Plan Achromatic Lens 2.0x	A52.1023-20		
	Achromatic Lens 0.3x	A52.1023-03		
	Achromatic Lens 0.5x	A52.1023-05		
Illumination	Coaxial Illumination Set:	A56.1021		
	--Cold Light Power Supplier,			
	--Dual Light Guide,			
	--Coaxial Episcopic Illuminator,			
	--Iris Diaphragm	A56.1021-2		
	Iris Diaphragm			
Fluorescent	GFP-B(EX430-450,DM455,BA465-495)	A5F.1021-GB		
	GFP-B(EX430-450,DM455,BA465-495)	A5F.1021-YB		
	G(EX515-550,DM5750,BA590)	A5F.1021-G		
	RFP-B(EX525-555,DM570,BA585)	A5F.1021-FB		
Working Stage	Temperature Control Stage	A54.1004		
	Movable Working Stage	A54.1007		
Adapter	Photo Adapter, 2.0x, For Nikon or Canon Digital SLR Camera	A55.1020-2X		
	C-mount 0.5x	A55.1021-05		
	C-mount 1.0x	A55.1021-10		



A23.1001-F Flourescent Zoom Stereo Microscope



Product Details



Head And Eyepiece


A23.1001 With Binocular Head Inclined 20°
A23.1001-T With Tilting Binocular Head 0~35°



Product Details




Parallel Optical System Model Design to Add Function Easily



Product Details



A5F.1020 EPI-Fluorescent Attachment For Stereo Microscope



A23.1001
Zoom Stereo Microscope, Max 0.8~8x

A23.1001-F
Flourescent Zoom Stereo Microscope

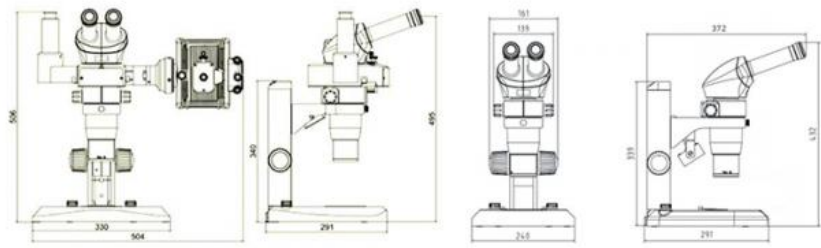
Product Details



A23.1001-T Standard Set

A23.1001-T Standard Set with
A55.1003-S1 Photo Tube, Beam Splitter 1 Port

Product Dimension



A23.1001

A23.1001-T

A23.1001-F

Accessories

A56.1021-2 Coaxial Episcopic Iris Diaphragm

Coaxial Episcopic Illumination

Dual Light Guide

Cold Light Power

A56.1021 Coaxial Illumination Set

A54.1004 Temperature Control Stage

A54.1007 Movable Working Stage

A5D.1001 Dark Field Attachment

A54.1014 Tilting Head 0° -35°

A5F.1020 EPI-Fluorescent Attachment

A59.1006 8.4" TFT Touching LCD&Connector

A5P.1003 Simple Polarizing Attachment

A23.1001-T

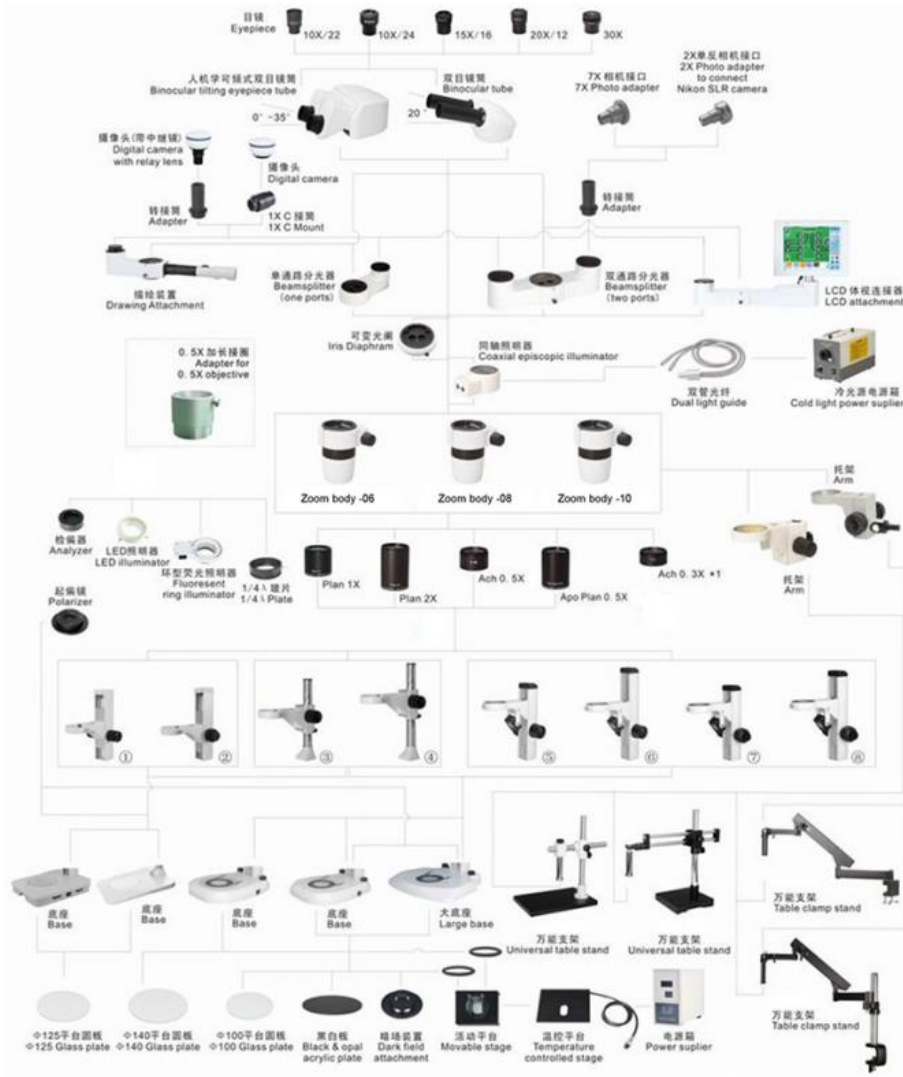
A23.1001-F

A36.1001

A54.1011 A54.1012 A54.1013 A54.1014

A54.1019 A54.1020 A54.1021

System Diagram



Opto-Edu (Beijing) Co., Ltd.

☎ 0086 13911110627

✉ sale@optoedu.com

🌐 cnoec.com

F-1501 Wanda Plaza, No. 18 Shijingshan Road, Beijing 100043, China