



OPTO EDU A43.1912 Digital Video Colposcope HDMI LED Continuous Zoom 3x-36x Straight Stand

Our Product Introduction

Basic Information

- Place of Origin: China
- Brand Name: CNOEC, OPTO-EDU
- Certification: CE,
- Model Number: A43.1912
- Minimum Order Quantity: 1 pc
- Price: FOB \$1~1000, Depend on Order Quantity
- Packaging Details: Carton Packing, For Export Transportation
- Delivery Time: 5~20 Days
- Payment Terms: T/T, West Union, Paypal
- Supply Ability: 5000 pcs/ Month



Product Specification

- FHD Camera: Sony 1/2.8" Exmor R CMOS
- Max. Resolution: 1920*1080P
- Objective Focal Length: F=300mm (M58x0.75mm)
- Total Magnification: 3X-36X Zoom
- Working Distance: 200mm-350mm
- Focusing Mode: Auto And Manual
- Video Output Interface: HDMI
- Video System: Monitor 24" LCD, Monitor Holder, HDMI-USB3.0 Type C Video Captuer Box
- Floor Stand: Straight Vertical Stand,
- Microscope Height: 86mm-110mm
- Highlight: **LED Digital Video Colposcope,
HDMI Digital Video Colposcope,
OPTO EDU Video Colposcope**

for more products please visit us on cnoec.com

Product Description

OPTO EDU A43.1912 Digital Video Colposcope HDMI LED Continuous Zoom 3x-36x Straight Stand

Table Of Specification For A43.1911 & A43.1912 Series Colposcope

Item	A43.1911	A43.1912
FHD Camera	Sony 1/2.8" Exmor R CMOS	
Max. Resolution	1920*1080P	
Objective Focal Length	F=300mm (M58x0.75mm)	
Total Magnification	3X-36X Zoom	
Working Distance	200mm-350mm	
Focusing Mode	Auto And Manual	
Video Output Interface	HDMI	
Menu	Focusing, White Balance, Exposure, Color, ICR etc.	
Illumination System	Coaxial Illumination, 10W LED, Brightness Adjustable, Illumination>10000lx	
Power Supply	Power Supply Input: AC110~240V, 50/60Hz, With Power Supply Adapter Output DC12V3A, 36W,	
Filter	Built-in Green Filters	
Video System	Monitor 24" LCD, Monitor Holder, HDMI-USB3.0 Type C Video Captuer Box	
Floor Stand	Universal Stand,	Straight Vertical Stand,
	Five-star Base With Casters	Height Adjustable Range 24cm, Swing Angle $\pm 8^\circ$
Microscope Height	76mm-130mm	86mm-110mm
Optional Accessories	Vaginal Microscope Image Analysis & Reporting Software, Monitor, Objective (F=230mm & F=280mm)	



OPTO-EDU (BEIJING) CO., LTD.

OPTO-EDU

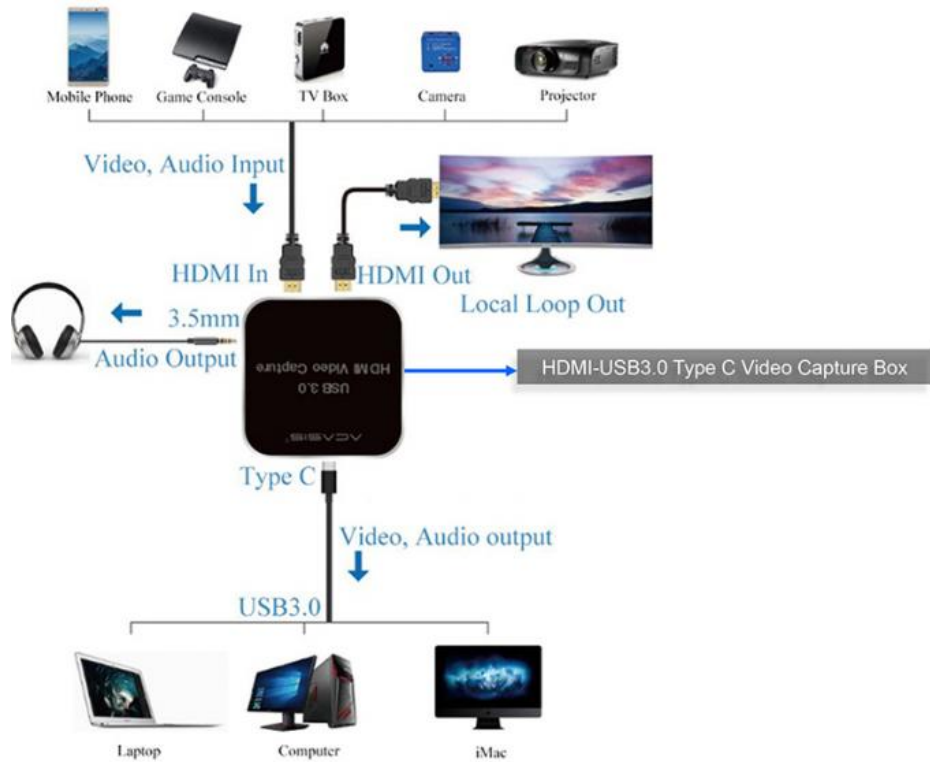
F-1501 Wanda Plaza, No.18 Shijingshan Road, Beijing 100043, China
Tel:+8610 88696020 Fax:+8610 88696085

A43.1912

Digital Video Colposcope, Continuous Zoom 3x-36x, Straight Stand




Digital Camera Sony 1/2.8" Exmor R CMOS, Resolution 1920*1080P. Objective F=300mm, Total Magnification 3x-36x Zoom, W.D.200-350mm, Auto/Manual Focus, HDMI Output



A43.1912 Digital Video Colposcope, Continuous Zoom 3x-36x, Universal Stand

A43.1911 Series Video Colposcopes are precise optical and electronic instruments designed especially for the gynecologic examination and diagnosis. Due to the microscopic magnification of the instrument, the pathological changes in the vagina, which is impossibly viewed with naked eyes, can be clearly seen with the instrument. Therefore, the correctness of a diagnosis is enhanced significantly. A43.1912 Series Video Colposcopes are featured for sharp image, high resolution, true color reduction and easy operation. They are the essential instruments for gynecologic examination.



A43.1912 With HDMI-USB3.0 Type C Video Capture Box + Computer (Optional)



A43.1911




A43.1912



Opto-Edu (Beijing) Co., Ltd.

 0086 13911110627

 sale@optoedu.com

 cnoec.com

F-1501 Wanda Plaza, No. 18 Shijingshan Road, Beijing 100043, China