



OPTO EDU A33.0220 Microcirculation Microscope 480x Nail Checking With 8" LCD Screen

Our Product Introduction

for more products please visit us on cnoec.com

Basic Information

- Place of Origin: China
- Brand Name: CNOEC, OPTO-EDU
- Certification: CE, Rohs
- Model Number: A33.0220
- Minimum Order Quantity: 1 pc
- Price: Negotiation
- Packaging Details: Carton Packing, For Export Transportation
- Delivery Time: 5~20 Days
- Payment Terms: T/T, West Union, Paypal
- Supply Ability: 5000 pcs/ Month

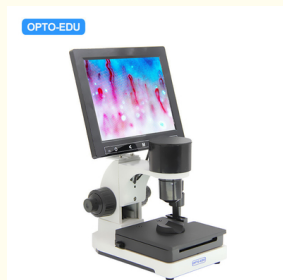


Product Specification

- Screen Size: 8" LCD Screen
- Total Magnification: 480x
- Digital Camera: Color Sensor 1/3" CMOS
- Objective: Achromatic 10x, AntiFungus Optical System
- Working Stage: Double Layer Mechanical Stage
- Illumination: High Quality LED, Light Angle Adjustable
- Focusing: Coaxial Coarse & Fine Focusing Knob
- Power: AC Input 100~240V, AD/DC Adapter
- Packing: Portable Alumium Case Included
- Highlight: **480x Microcirculation Microscope, Nail Checking Microcirculation Microscope, 8" LCD Screen Microcirculation Microscope**



More Images



Product Description

A33.0220 8" LCD Nail Microcirculation Checking Microscope	
Screen Size	8" LCD Screen, Total Magnification 480x
Digital Camera	Color Sensor 1/3" CMOS, 2.0M, 420 TV Lines Resolution, Automatic White Balance, Minimum Illumination 3 Lux, AV Output
Objective	Achromatic 10x, Antifungal Optical System
Working Stage	Double Layer Mechanical Stage, Size 12.5*11.8cm, Moving Range 25*70mm, With Finger Stage 360 Degree Rotatable
LED Illumination	High Quality LED, Light Angle Adjustable, Low Temperature, Long Working Time Over 10000 Hours
Focusing	Coaxial Coarse & Fine Focusing Knob
Power	AC Input 100~240V, AD/DC Adapter
Packing	Portable Aluminum Case Included, Size 31.5*30*21.5cm, 1 pc/ctn, Carton Size 37*26*35cm, G.W. 5.0 Kgs



OPTO-EDU (BEIJING) CO., LTD.

OPTO-EDU

F-1501 Wanda Plaza, No.18 Shijingshan Road, Beijing 100043, China
Tel:+8610 88696020 Fax:+8610 88696085

A33.0220

LCD Microcirculation Nail Checking Microscope, 8"



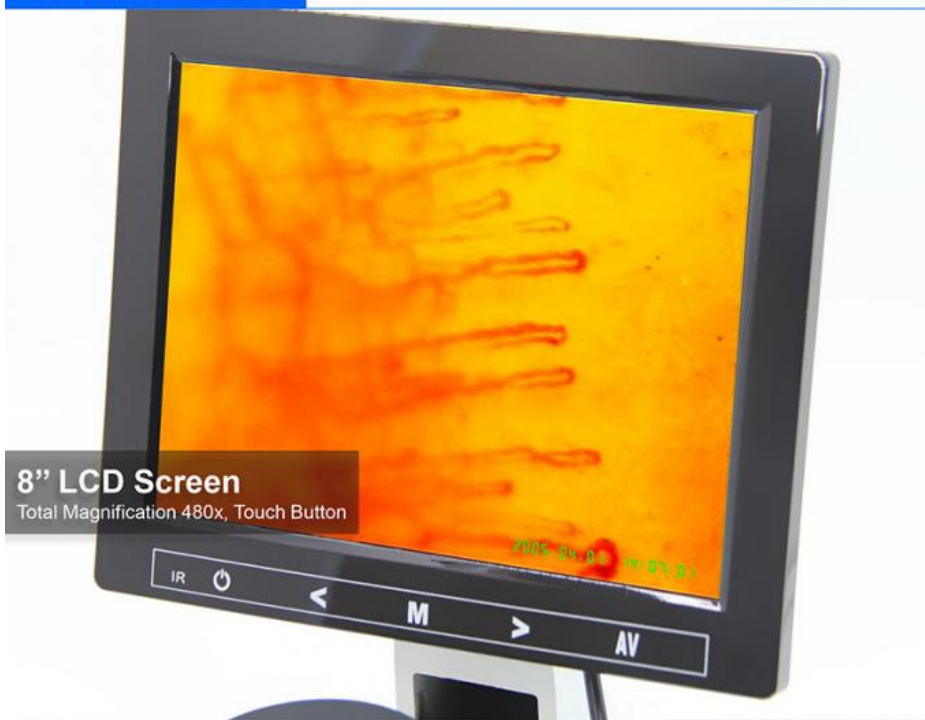
A33.0220 LCD Microcirculation Nail Checking Microscope, 8"



Practical Application:

01. Nail Wall Distal Microcirculation Observation
02. Cutaneous Distal Microcirculation Observation
03. Tongue Microcirculation Observation
04. The Auricle Distal Microcirculation Observation
05. Lips Microcirculation Observation
06. The Other Parts Of The Microcirculation Observed
07. Sweat Glands Observed
08. Hair Follicles Observed
09. Bamboo Charcoal Commodity Microcirculation Efficiency Testing
10. Far- infrared Commodity Microcirculation Efficiency Testing
11. The Germanium Titanium Micro-circulation Of Goods Performance Detection
12. Ore Commodity Micro-cycle Efficiency Detection





8" LCD Screen
Total Magnification 480x, Touch Button



Coaxial Coarse & Fine Focusing



Camera & Objective
Built-in Digital Camera & LED Light
Objective 10x



A33.0220 Specification



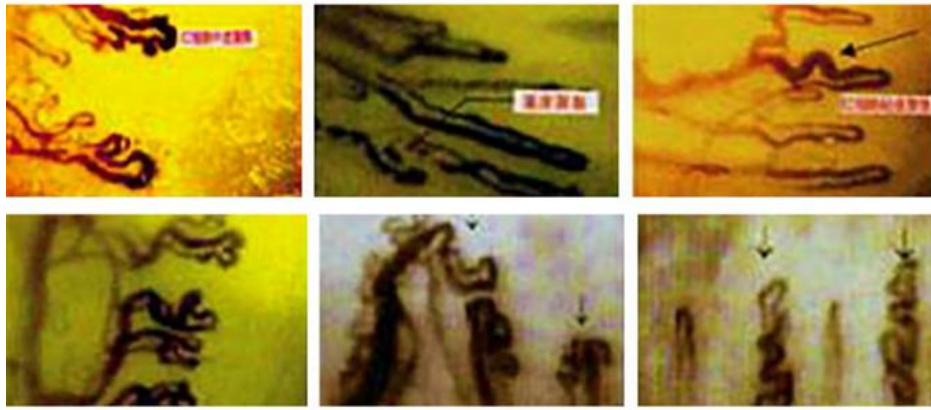
How To Use



[A33.0220 More Pictures](#)

OPTO-EDU





Opto-Edu (Beijing) Co., Ltd.

☎ 0086 13911110627

✉ sale@optoedu.com

🌐 cnoec.com

F-1501 Wanda Plaza, No. 18 Shijingshan Road, Beijing 100043, China