



OPTO-EDU A33.5130 550x 7" LCD Biological Digital Microscope 8.0M 1/2.9" CMOS

Our Product Introduction

for more products please visit us on cnoec.com

Basic Information

- Place of Origin: China
- Brand Name: CNOEC, OPTO-EDU
- Certification: CE, Rohs
- Model Number: A33.5130
- Minimum Order Quantity: 1 pc
- Price: FOB \$1~1000, Depend on Order Quantity
- Packaging Details: Carton Packing, For Export Transportation
- Delivery Time: 5~20 Days
- Payment Terms: T/T, West Union, Paypal
- Supply Ability: 5000 pcs/ Month

OPTO-EDU



Product Specification

- Magnification: Optical 55x-550x, Digital Zoom 2x (20 Steps), Total Magnification 55x-1100x
- LCD: 7" IPS LCD, Resolution 1024x600, Angle Adjustable 120°
- Camera: CMOS 2.0M, Photo Resolution 8.0M, Video Resolution 1920x1080p
- Sensor: 1/2.9" CMOS
- Pixel Size: 2.8x2.8um
- Nosepiece: 3 Holes
- Highlight: **7" Digital LCD Microscope,**
8.0M Digital LCD Microscope,
550x Digital LCD Microscope

OPTO-EDU



More Images

OPTO-EDU

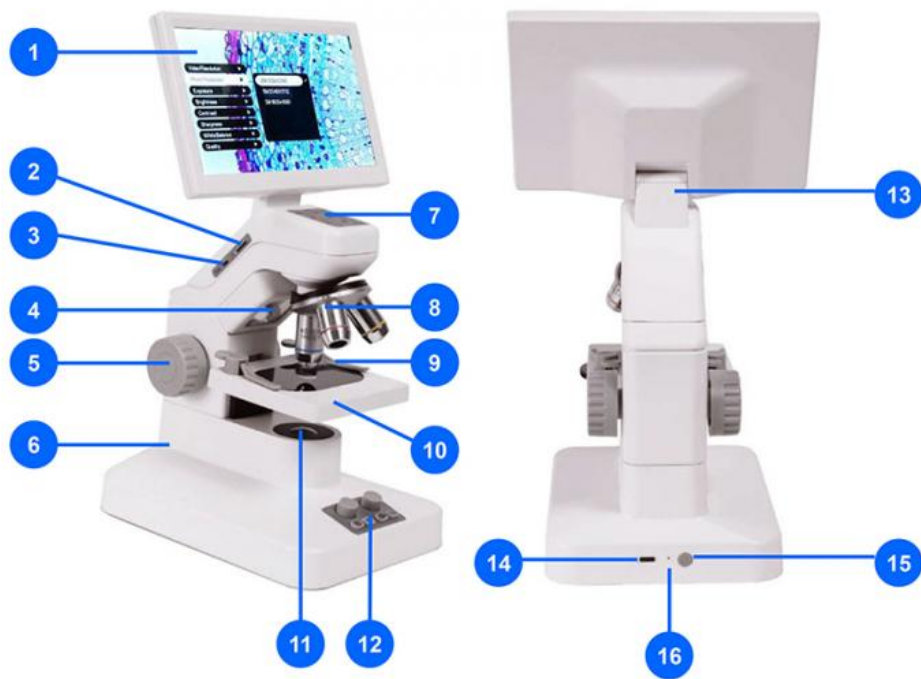




A33.5130


7" LCD Biological Digital Microscope, 8.0M





1. 7" LCD Screen	2. TF Card Slot	3. HDMI Output
4. Upper LED Light	5. Focusing Knob	6. Main Body
7. Brief Manual	8. Objective	9. Specimen Clip
10. Working Stage	11. Bottom LED Light	12. Function Buttons
13. LCD Adjustable 120°	14. Type C USB & Power In	15. Power Switch
16. Power Indicator		

A33.5130 Details





HDMI Output, TF Card Slot




USB 2.0, Power Switch



Achromatic 4x, 10x, 40x Objectives



Photo/Video/Album/Menu, Light Switch, WIFI Switch Button



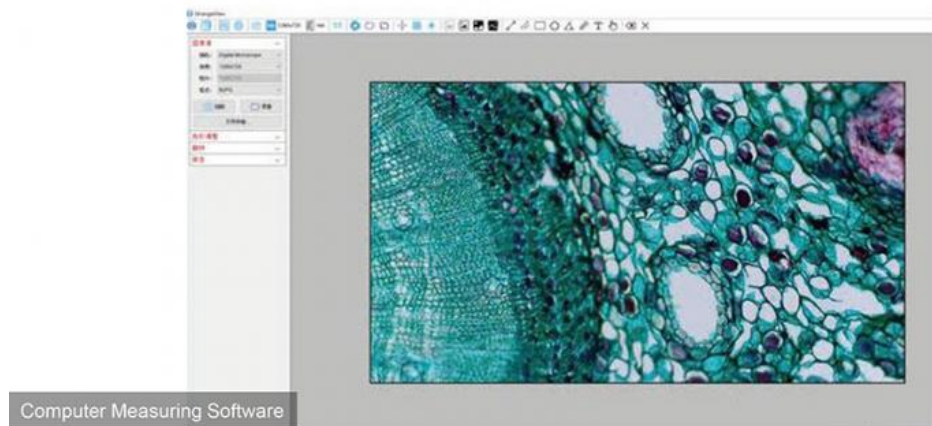
Upper & Bottom LED, Brightness Adjustable



Rechargeable Battery 18650 (NOT for Air Shipment)



Coarse Focusing Knob



A33.5130 Specification



A33.5130 7" LCD Digital Biological Microscope	
Magnification	Optical 55x-550x, Digital Zoom 2x (20 Steps), Total Magnification 55x-1100x
LCD	7" IPS LCD, Resolution 1024x600, Angle Adjustable 120°
Camera	CMOS 2.0M, Photo Resolution 8.0M, Video Resolution 1920x1080p
Sensor	1/2.9" CMOS
Pixel Size	2.8x2.8um
Nosepiece	3 Holes
Objective	Achromatic 4x, 10x, 40x High Contrast
Stage	Double Layer Mechanical Stage 95x105mm, Moving Range 20x50mm
Light	Upper & Bottom LED, Brightness Adjustable
Focusing	Coarse Focusing Knob, Focusing Range 8mm
Output	HDMI 1080p to TV USB 2.0 to Computer, Support Win10, Win11, Measuring Software Strangeview WIFI to Andorid or IOS Mobile Phone And Tablet, APP T OX.
Buttons	Buttons On Stand: Photo/Video/Album/Menu, Light Switch, WIFI Switch
Power	DC 5V 2A Adapter With Type C Cable Rechargeable Battery 18650 (NOT Included For Air Shipment)
ECO	Auto Power Off Setting 1min, 3min, 5min, 10min ect. Available
Measure	Built-in Measuring Scale For 4x, 10x, 40x
Language	11 Languages Supported
Size	31*19*18cm
Package	1 pc in Portable Bag With Handel, 20*23*27cm/2Kg



More Customized Models Available: Monocular, With Tablet Holder, Clip Working Stage

A33.5130 More Pictures

OPTO-EDU

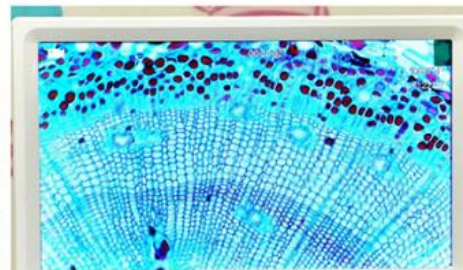
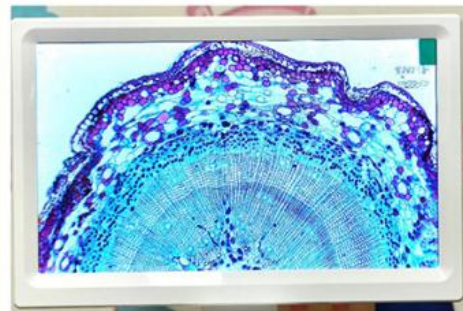


A33.5130 is the newly developed LCD digital microscope in 2024, It is your ideal tool to watch all kinds of prepared slides, stone slides, coin, money, or any materials you may find interest to see it in micro world!


- 2.0M Digital Camera 1080p Export To HDMI, USB & WIFI With Measuring Software & APP
- Achromatic Objectives 4x10x40x, With Digital Zoom 20x Total Magnification 55x~1100x
- Dual Light Source Upper & Bottom LED Brightness Adjustable With Rechargeable Battery 18650



Watching Pine Stem C.S. With Bottom LED Light





Watching Green Schist With Upper Light Source





Watching Paper Money Under Bottom Light Source



Watching Fleas Adult w.m. with Bottom Light Source



Opto-Edu (Beijing) Co., Ltd.

☎ 0086 13911110627

✉ sale@optoedu.com

🌐 cnoec.com

F-1501 Wanda Plaza, No. 18 Shijingshan Road, Beijing 100043, China